

CCTV SYSTEMS AND RELATED WORK FOR

LAWRENCE
CENTRAL AND
LAWRENCE
NORTH
HIGH
SCHOOLS

METROPOLITAN SCHOOL
DISTRICT OF
LAWRENCE TOWNSHIP
INDIANAPOLIS, INDIANA

GIBRALTAR DESIGN

ARCHITECTURE • ENGINEERING • INTERIOR DESIGN

SHEET INDEX

G GENERAL
G-001 TITLE SHEET / SHEET INDEX

F ELECTRICAL
FD104

EP101	FIRST FLOOR ELECTRICAL CCTV SYSTEM PLAN - LAWRENCE CENTRAL HIGH SCHOOL
EP102	SECOND FLOOR ELECTRICAL CCTV SYSTEM PLAN - LAWRENCE CENTRAL HIGH SCHOOL
EP103	FIRST FLOOR ELECTRICAL CCTV SYSTEM PLAN - LAWRENCE NORTH HIGH SCHOOL
EP104	SECOND FLOOR ELECTRICAL CCTV SYSTEM PLAN - LAWRENCE NORTH HIGH SCHOOL

GIBRALTAR
DESIGN
ARCHITECTURE • ENGINEERING • INTERIOR DESIGN

CTV SYSTEMS AND RELATED WORK FOR

LAWRENCE
CENTRAL
AND
LAWRENCE
NORTH
HIGH
SCHOOLS

METROPOLITAN SCHOOL DISTRICT OF
LAWRENCE TOWNSHIP
DIANAPOLIS, INDIANA

GIBRALTAR DESIGN

9102 N. Meridian St., Ste. 300
Indianapolis, IN 46260
Homepage www.GibraltarDesign.com
Email info@GibraltarDesign.com
Phone 317.580.5777 Fax 317.580.5778

PROJECT 01-0100.01	
DATE 10/01/01	
COORDINATED BY MFJ	
DRAWN BY MFJ	
CHECKED BY MFJ	



COPYRIGHT NOTICE:
THE CONCEPTS, DESIGN, PLANS, DETAILS, ETC. SHOWN ON THIS DOCUMENT ARE THE PROPERTY OF GIBRALTAR DESIGN AND WERE CREATED FOR USE ON THIS SPECIFIC PROJECT. NONE OF THIS INFORMATION SHALL BE USED BY ANY PERSON OR FIRM FOR ANY PURPOSE WITHOUT THE EXPRESS WRITTEN CONSENT OF GIBRALTAR DESIGN. THE OWNER MAY RETAIN COPIES FOR INFORMATION AND REFERENCE IN CONNECTION ONLY WITH THIS PROJECT.

REVISIONS

[illegible]

DRAWING


FILE SHEET

PROJECT
CTV SYSTEMS
LAWRENCE TOWNSHIP

ALTAIR DESIGN	SHEET
---------------	-------

G-001


① RECESSED MOUNTED INDOOR CAMERA DOME WITH FIXED CAMERA AND 3.5-8 MM ZOOM LENS.



LAWRENCE
CENTRAL
AND
LAWRENCE
NORTH
HIGH
SCHOOLS

GIBRALTAR DESIGN

PROJECT
01-0100.01
DATE
10/01/01
COORDINATED BY
MFJ
DRAWN BY
MFJ
CHECKED BY
MFJ



RELIGIONS

DRAWING
ELECTRICAL SECOND FLOOR
CCTV SYSTEM PLAN
LAWRENCE CENTRAL HIGH SCHOOL


GIBRALTAR DESIGN SHEET

EP102

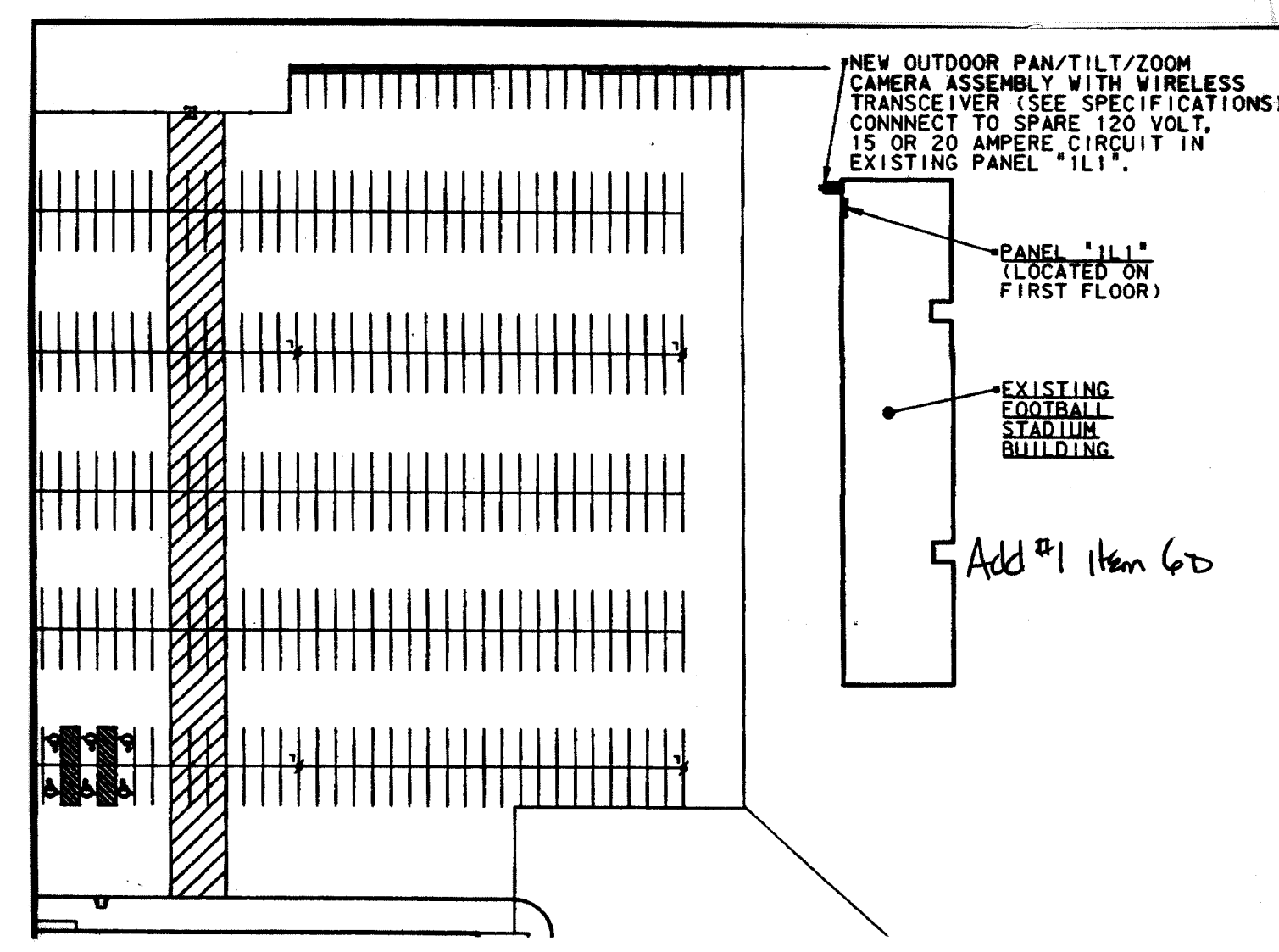



SCALE: 1/32" = 1'-0"

NOTE: VERIFY EXACT LOCATION OF ALL NEW CCTV SYSTEM EQUIPMENT WITH THE ARCHITECT AND OWNER PRIOR TO INSTALLATION.



- PLAN NOTES:**
(THESE NOTES APPLY TO THIS SHEET ONLY)
- 1 RECESSED CEILING MOUNTED INDOOR CAMERA DOME WITH FIXED CAMERA AND 3.5-9 MM ZOOM LENS.
 - 2 WALL MOUNTED INDOOR CAMERA DOME WITH CAMERA, MOTORIZED PAN/TILT MOUNT, AND MOTORIZED ZOOM LENS (PTZ) MOUNTED AT +14'-0".
 - 3 RECESSED CEILING MOUNTED INDOOR CAMERA DOME WITH CAMERA, MOTORIZED PAN/TILT MOUNT, AND MOTORIZED ZOOM LENS (PTZ).
 - 4 PROVIDE ADDITIONAL MOUNTING HARDWARE AS NECESSARY TO PROVIDE AN UNOBSTRUCTED VIEW OF THE LOADING DOCK.
 - 5 REMOVE EXISTING WALL MOUNTED OUTDOOR PAN/TILT/ZOOM CAMERA MOUNT AND DOME. PROVIDE NEW OUTDOOR PAN/TILT/ZOOM CAMERA MOUNT AND DOME AT SAME LOCATION. IF 120 VAC POWER IS REQUIRED FOR THE NEW DOME, CONNECT IT TO THE EXISTING 120 VOLT AC POWER CIRCUIT. REMOVE EXISTING VIDEO AND CONTROL CABLEING.
 - 6 REMOVE EXISTING WALL MOUNTED OUTDOOR FIXED CAMERA AND HOUSING. PROVIDE NEW OUTDOOR PAN/TILT/ZOOM CAMERA MOUNT AND DOME AT SAME LOCATION. IF 120 VAC POWER IS REQUIRED FOR THE NEW DOME, CONNECT IT TO THE EXISTING 120 VOLT AC POWER CIRCUIT. REMOVE EXISTING VIDEO AND CONTROL CABLEING.
 - 7 NEW WALL MOUNTED OUTDOOR PAN/TILT/ZOOM CAMERA MOUNT AND DOME. IF 120 VAC POWER IS REQUIRED FOR THE NEW DOME, PROVIDE A NEW 15 OR 20 AMPERE, 120 VOLT AC POWER CIRCUIT FOR THE DOME FROM A SPARE CIRCUIT BREAKER IN EXISTING PANEL "IL4".
 - 8 EXISTING CCTV HEADEND EQUIPMENT. REMOVE EXISTING EQUIPMENT AND WIRING AND TURN OVER TO OWNER. INSTALL NEW CCTV SYSTEM HEADEND EQUIPMENT AT SAME LOCATION. CONNECT TO EXISTING 120 VOLT AC OUTLET. VERIFY EXACT LOCATION WITH OWNER PRIOR TO INSTALLATION.



- 
- GIBRALTAR
DESIGN**
- ARCHITECTURE • ENGINEERING • INTERIOR DESIGN

LAWRENCE
CENTRAL
AND
LAWRENCE
NORTH
HIGH
SCHOOLS

GIBRALTAR DESIGN
9102 N. Meridian St., Ste. 300
Indianapolis, IN 46260
Homepage www.GibraltarDesign.com
Email info@GibraltarDesign.com
Phone 317.580.5777 Fax 317.580.5778

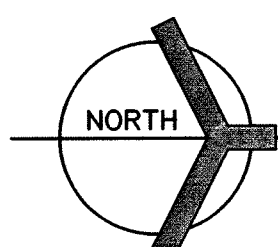
COPYRIGHT NOTICE:
THE CONCEPTS, DESIGN, PLANS, DETAILS, ETC. SHOWN ON THIS DOCUMENT ARE THE PROPERTY OF GIBRALTAR DESIGN AND WERE CREATED FOR USE ON THIS SPECIFIC PROJECT. NONE OF THIS INFORMATION SHALL BE USED BY ANY PERSON OR FIRM FOR ANY PURPOSE WITHOUT THE EXPRESS WRITTEN CONSENT OF GIBRALTAR DESIGN. THE OWNER MAY RETAIN COPIES FOR INFORMATION AND REFERENCE IN CONNECTION ONLY WITH THIS PROJECT.


[illegible]

PROJECT
CCTV SYSTEMS
LAWRENCE TOWNSHIP

EP1'

NOTE: VERIFY EXACT LOCATION OF ALL NEW CCTV SYSTEM EQUIPMENT WITH THE ARCHITECT AND OWNER PRIOR TO INSTALLATION.



- 
- GIBRALTAR
DESIGN**
- ARCHITECTURE • ENGINEERING • INTERIOR DESIGN

LAWRENCE
CENTRAL
AND
LAWRENCE
NORTH
HIGH
SCHOOLS

PROJECT
01-0100.01

DATE
10/01/01

COORDINATED BY

MFJ

DRAWN BY

MFJ

CHECKED BY

MFJ


Mark Forester Jenkins

MARK FORESTER JENKINS
REGISTERED
NO.
20415
STATE OF
INDIANA
PROFESSIONAL ENGINEER

[illegible]

GIBRALTAR DESIGN SHEET

EP1'

- 
- GIBRALTAR
DESIGN**
- ARCHITECTURE • ENGINEERING • INTERIOR DESIGN

LAWRENCE
CENTRAL
AND
LAWRENCE
NORTH
HIGH
SCHOOLS

METROPOLITAN SCHOOL DISTRICT
LAWRENCE TOWNSHIP
INDIANAPOLIS, INDIANA



COPYRIGHT NOTICE:
THE CONCEPTS, DESIGN, PLANS, DETAILS, ETC. SHOWN ON THIS DOCUMENT ARE THE PROPERTY OF GIBBALTAR DESIGN AND WERE CREATED FOR USE ON THIS SPECIFIC PROJECT. NONE OF THIS INFORMATION SHALL BE USED BY ANY PERSON OR FIRM FOR ANY PURPOSE WITHOUT THE EXPRESS WRITTEN CONSENT OF GIBBALTAR DESIGN. THE OWNER MAY RETAIN COPIES FOR INFORMATION AND REFERENCE IN CONNECTION ONLY WITH THIS PROJECT.

DRAWING
ELECTRICAL SECOND FLOOR
CCTV SYSTEM PLAN
LAWRENCE NORTH HIGH SCHOOL

GIBRALTAR DESIGN SHEET

EP1'

NOTE: VERIFY EXACT LOCATION OF ALL NEW CCTV SYSTEM EQUIPMENT WITH THE ARCHITECT AND OWNER PRIOR TO INSTALLATION.

