

**ADDENDUM
NO. 2**

September 9, 2022

**CROWN POINT COMMUNITY SCHOOL CORPORATION -
ATHLETIC TURF IMPROVEMENTS
Crown Point, IN 46307**

TO: ALL BIDDERS OF RECORD

This Addendum forms a part of and modifies the Bidding Requirements, Contract Forms, Contract Conditions, the Specifications, and the Drawings dated August 18, 2022 by Gibraltar Design. Acknowledge receipt of the Addendum in the space provided on the Bid Form. Failure to do so may subject the Bidder to disqualification.

This Addendum consists of Pages ADD 2-1 and attached Addendum No. 2 from Gibraltar Design dated September 7, 2022 and consisting of 2 pages and 9 drawings.

ADDENDUM TWO

Addendum Two (AD.02) to the drawings and specifications prepared by Gibraltar Design and The Skillman Corporation for **Crown Point Community School Corporation – Athletic Turf Improvements** for Crown Point Community School Corporation, Crown Point, Indiana.

All Contractors bidding on this project shall read all of the items covered below and shall comply with all of the requirements as set forth, including any necessary refinements or additions generated by this Addendum and required by the intent of the original contract documents. All Contractors shall acknowledge on their bid form that they have received this Addendum and Addendum One and include the appropriate content of same within their bid proposal.

Clarifications

1. Football Goals:

1. Offset Single Support Post Football Goals: As manufactured by AALCO Manufacturing Co., St. Louis, Missouri.
 - a. Pro-style bent post of 6 inch standard, galvanized steel pipe (6 5/8 inch OD) projects bar and uprights 6 feet out, padded.
 - 1) Pad Color: Owner to select from manufacturers standard colors.
 - b. Crossbar of 3 1/2 inch OD galvanized steel pipe.
 - c. Uprights of 2 1/2 inch OD aluminum pipe. Style OY-6-20.

SPECIFICATIONS

1. Specification Section 32 18 12

Synthetic Turf System

- A. 2.2.A.1 Revise fiber/pile height to range of 2 1/4 - inches to 2 1/2 – inches.
- B. 2.2.F Chart of Properties:
 1. Revise pile height to 2.25 to 2.50 – inches
 2. Revise total infill weight to 6 to 10lbs./sqft.

DRAWINGS

2. Sheet G-101

- A. Sheet Index: Add sheet C-4.2 Site Details.

3. Sheet C-1.3

- A. Refer to attached revised full-size drawing, included in this Addendum, for revisions.

4. Sheet C-2.1, C-2.2, C-2.3, C-2.4

- A. Refer to attached revised full-size drawing, included in this Addendum, for revisions.

**5. Sheet C-2.3A**

- A. Refer to revised, full-size drawing, included in this Addendum, for revisions of curb, stone, and subgrade elevations.

6. Sheet C-4.0

- A. Refer to revised, full-size drawing, included in this Addendum, for addition of new Field Goal Post Detail and modified Athletic Surface Detail.

7. Sheet C-4.1

- A. Refer to revised, full-size drawing, included in this Addendum, for revisions to detail 5/C-4.1 and 8/C-4.1.

8. Sheet C-4.2

- A. Refer to new, full-size drawing, included in this Addendum.

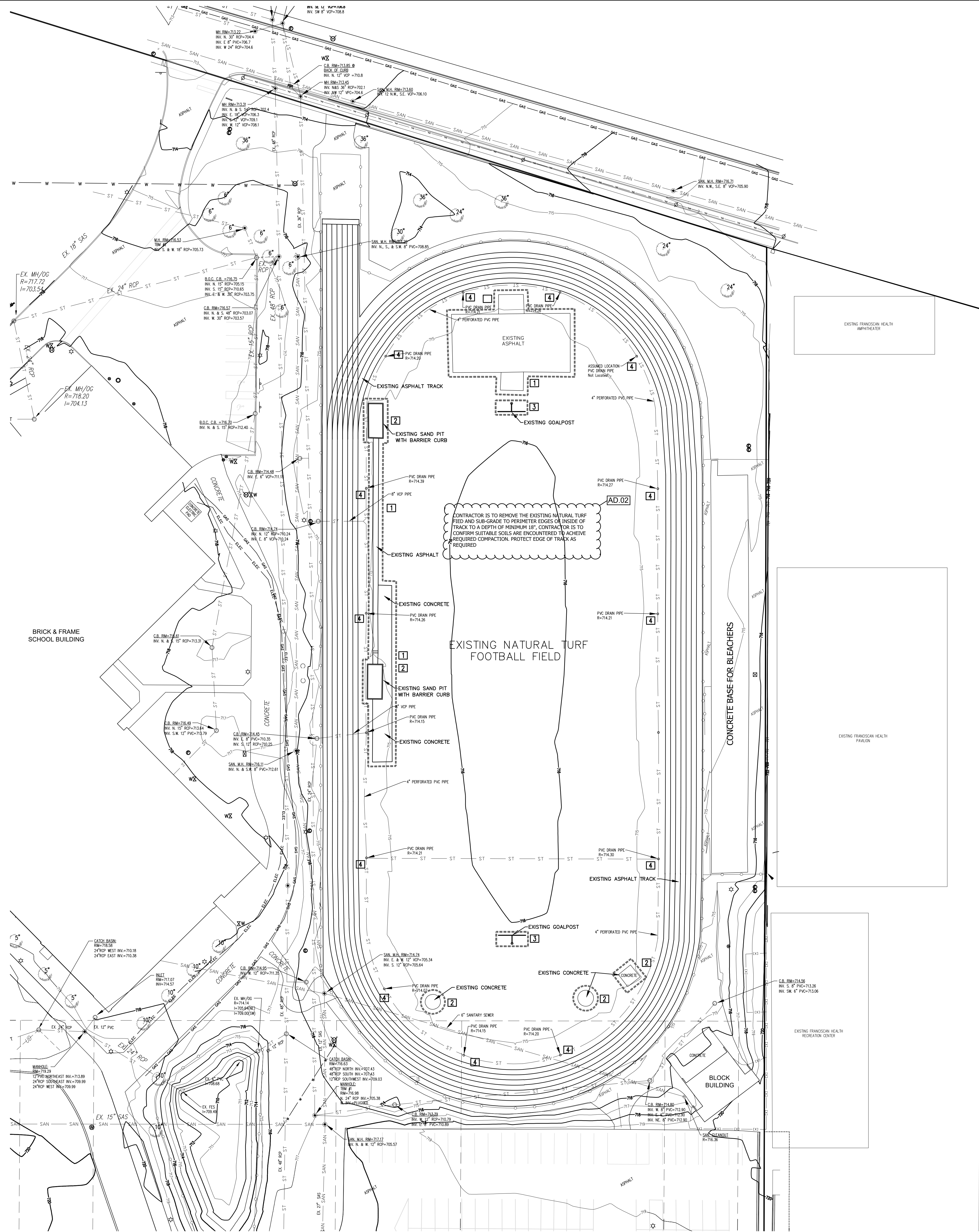
Pages 1 through 2 and nine (9) Full-Size Drawing, constitute the total makeup of **Addendum Two.**

**GIBRALTAR**

DESIGN

Y:\21-120 Crown Point CSC - Crown Point HS Athletic Fields and Site Improvements\Specs - Turf Projects\Addendum 2\AD02.doc

Z:\2022-2028 Wheeler MS Points Dry.dwg 8/22/2022 9:35:57 AM CDT



WHEELER MIDDLE SCHOOL
FOOTBALL TURF LAYOUT PLAN

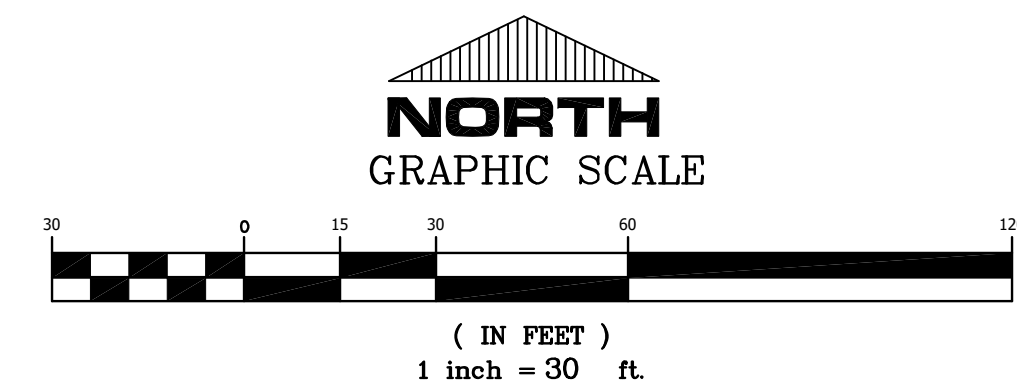
- LEGEND:**
- EXISTING**
- MANHOLE
 - CATCH BASIN/INLET
 - FIBER OPTIC MANHOLE
 - TELEPHONE PEDESTAL (AT&T)
 - LIGHT POLE
 - POWER POLE
 - WATER VALVE
 - FIRE HYDRANT
 - SIGN
 - TREE
 - SOIL BORING LOCATION
 - WOOD FENCE
 - CHAINLINK FENCE
 - GAS LINE
 - SANITARY SEWER
 - STORM SEWER
 - WATER MAIN
 - OVERHEAD LINES
 - CONTOUR

DEMOLITION NOTES

- REMOVE WITHIN THE OUTLINED AREA
- 1 REMOVE EXISTING ASPHALT
 - 2 REMOVE EXISTING CONCRETE
 - 3 REMOVE EXISTING GOAL POST
 - 4 LOWER EXISTING PVC STORM SEWER PIPE

NOTE:

1) THE EXISING PVC DRAIN PIPES ARE TO BE CUT OFF 1.5 FEET BELOW THE PROPOSED SURFACE OF THE ARTIFICIAL TURF FIELD. THE OPEN END OF EACH PIPE SHALL BE COVERED WITH A SUITABLE SOLID CLOSED PVC LID AND FIRMLY SECURED TO THE PIPE WITH PVC CEMENT.



GIBRALTAR
DESIGN

ARCHITECTURE • ENGINEERING • INTERIOR DESIGN

PROJECT

**CROWN POINT
COMMUNITY
SCHOOL
CORPORATION
- ATHLETIC
TURF
IMPROVEMENTS**

FOR:
CROWN POINT COMMUNITY
SCHOOL CORPORATION
CROWN POINT, INDIANA

GIBRALTAR DESIGN

9102 N. Meridian St., Ste. 300
Indianapolis, IN 46260
Homepage: www.GibraltarDesign.com
Email: info@GibraltarDesign.com
Phone: 317.580.5777 Fax: 317.580.5778

PROJECT

21-120

DATE

08/22/22

COORDINATED BY


DT

DRAWN BY

NM

CHECKED BY

DT RAT



COPYRIGHT NOTICE:

THE CONCEPTS, DESIGNS, PLANS, DETAILS, ETC., SHOWN ON THIS DOCUMENT ARE THE PROPERTY OF GIBRALTAR DESIGN AND WERE CREATED FOR USE ON THIS SPECIFIC PROJECT. NONE OF THIS INFORMATION SHALL BE USED BY ANY PERSON OR FIRM FOR ANY PURPOSE WITHOUT THE EXPRESS WRITTEN CONSENT OF GIBRALTAR DESIGN. THE OWNER MAY RETAIN COPIES FOR INFORMATION AND REFERENCE IN CONNECTION ONLY WITH THIS PROJECT.

REVISIONS

MARK	DATE	ISSUED FOR
AD.01	08/30/22	ADDENDUM NO. 01
AD.02	09/07/22	ADDENDUM NO. 02

DRAWING

**DEMOLITION PLAN
COLONEL JOHN WHEELER**

PROJECT


CROWN POINT COMMUNITY SCHOOL
CORPORATION - ATHLETIC TURF
IMPROVEMENTS

GIBRALTAR DESIGN

SHEET

W

C-1.3

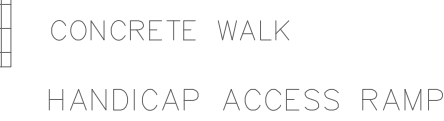


PROJECT
CROWN POINT
COMMUNITY
SCHOOL
CORPORATION
- ATHLETIC
TURF
IMPROVEMENTS

FOR:
CROWN POINT COMMUNITY
SCHOOL CORPORATION
CROWN POINT, INDIANA

LEGEND:

PROPOSED



NEW ASPHALT WALK



GIBRALTAR DESIGN

9102 N. Meridian St., Ste. 300
Indianapolis, IN 46260
Homepage www.GibraltarDesign.com
Email info@GibraltarDesign.com
Phone 317.580.5777 Fax 317.580.5778

PROJECT
21-120
DATE
08-22-22
COORDINATED BY
DCT
DRAWN BY
DCT/EM
CHECKED BY
DCT/RAT

COPYRIGHT NOTICE:
THE CONCEPTS, DESIGNS, PLANS, DETAILS, ETC., SHOWN ON THIS DOCUMENT ARE THE PROPERTY OF GIBRALTAR DESIGN AND WERE CREATED FOR USE ON THIS SPECIFIC PROJECT. NONE OF THIS INFORMATION SHALL BE USED BY ANY PERSON OR FIRM FOR ANY PURPOSE WITHOUT THE EXPRESS WRITTEN CONSENT OF GIBRALTAR DESIGN. THE OWNER MAY RETAIN COPIES FOR INFORMATION AND REFERENCE IN CONNECTION ONLY WITH THIS PROJECT.

REVISIONS

MARK	DATE	ISSUED FOR
AD.01	08/30/22	ADDENDUM NO. 1

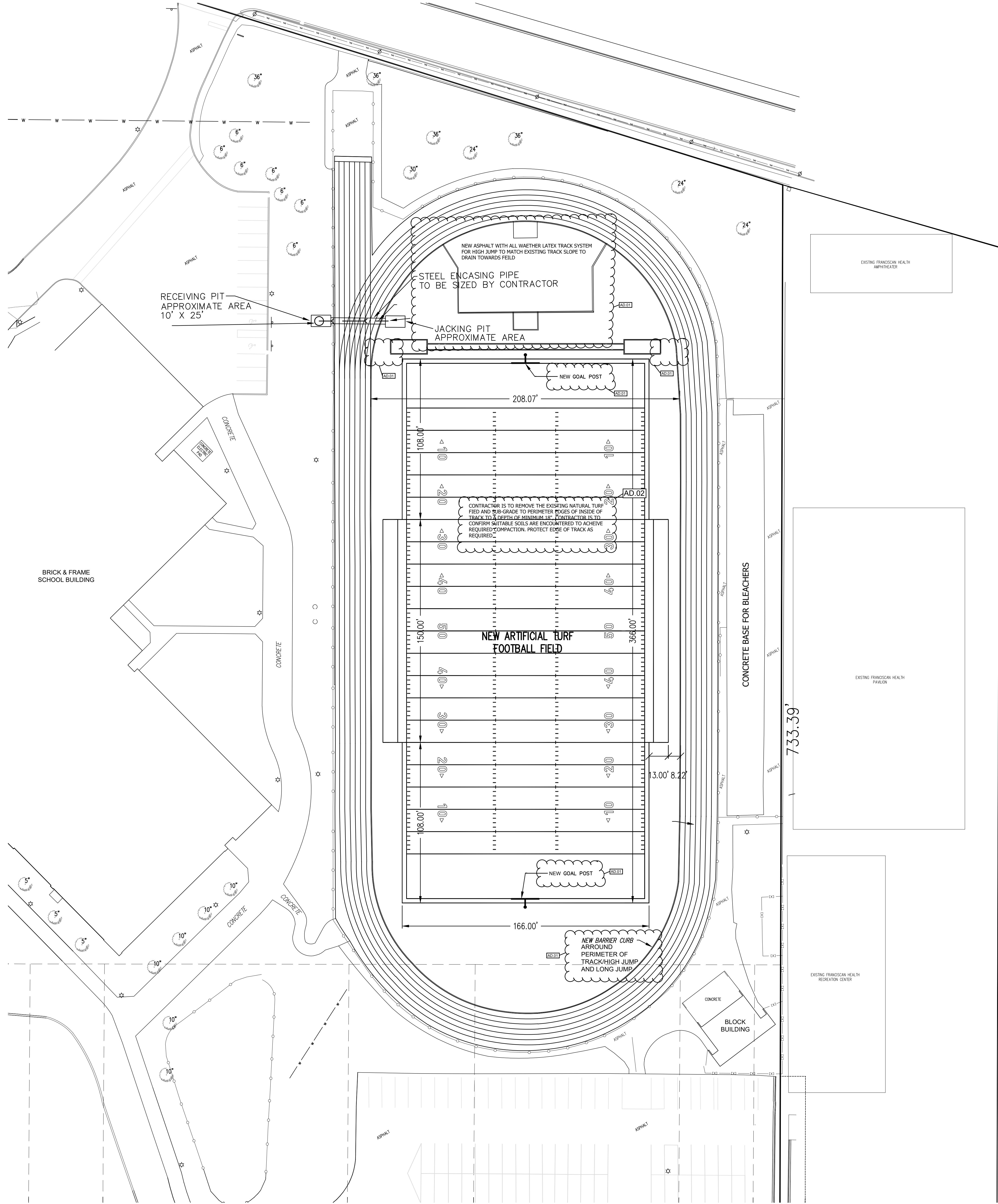
[illegible]DRAWING
SITE PLAN

PROJECT
CROWN POINT COMMUNITY SCHOOL
CORPORATION - ATHLETIC TURF
IMPROVEMENTS

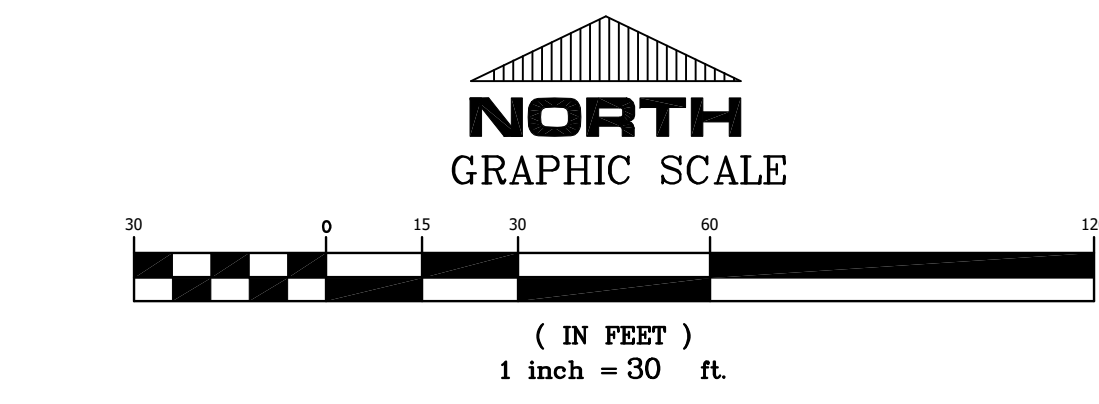
© GIBRALTAR DESIGN	SHEET
HS	C-2.1

Z:\2022-5038 Crown Point HS & Wheeler - Turf Project\dwg\2022-5038 CP Athletics - Turf field only.dwg 8/19/2022 9:27:34 AM CDT

Z:\2022-5038 Wheeler MS Points Dwy\dwg\2022-5038 Wheeler Athletic Field.dwg 8/22/2022 9:35:57 AM CDT



WHEELER MIDDLE SCHOOL
FOOTBALL TURF LAYOUT PLAN



- LEGEND:**
- EXISTING**
- MANHOLE
 - CATCH BASIN/INLET
 - FIBER OPTIC MANHOLE
 - TELEPHONE PEDESTAL (AT&T)
 - LIGHT POLE
 - POWER POLE
 - WATER VALVE
 - FIRE HYDRANT
 - SIGN
 - TREE
 - SOIL BORING LOCATION
 - WOOD FENCE
 - CHAINLINK FENCE
 - GAS LINE
 - SANITARY SEWER
 - STORM SEWER
 - WATER MAIN
 - OVERHEAD LINES
 - CONTOUR



GIBRALTAR
DESIGN

ARCHITECTURE • ENGINEERING • INTERIOR DESIGN

PROJECT

**CROWN POINT
COMMUNITY
SCHOOL
CORPORATION
- ATHLETIC
TURF
IMPROVEMENTS**

FOR:
CROWN POINT COMMUNITY
SCHOOL CORPORATION
CROWN POINT, INDIANA

GIBRALTAR DESIGN

9102 N. Meridian St., Ste. 300
Indianapolis, IN 46260
Homepage: www.GibraltarDesign.com
Email: info@GibraltarDesign.com
Phone: 317.580.5777 Fax: 317.580.5778

PROJECT

21-120

DATE

08/22/22

COORDINATED BY


DT

DRAWN BY

NM

CHECKED BY

DT RAT



COPYRIGHT NOTICE:
THE CONCEPTS, DESIGNS, PLANS, DETAILS, ETC., SHOWN ON THIS DOCUMENT ARE THE PROPERTY OF GIBRALTAR DESIGN AND WERE CREATED FOR USE ON THIS SPECIFIC PROJECT. NONE OF THIS INFORMATION SHALL BE USED BY ANY PERSON OR FIRM FOR ANY PURPOSE WITHOUT THE EXPRESS WRITTEN CONSENT OF GIBRALTAR DESIGN. THE OWNER MAY RETAIN COPIES FOR INFORMATION AND REFERENCE IN CONNECTION ONLY WITH THIS PROJECT.

REVISIONS

MARK	DATE	ISSUED FOR
AD.01	08/30/22	ADDENDUM NO. 01
AD.01	09/07/22	ADDENDUM NO. 02

DRAWING

**SITE PLAN
COLONEL JOHN WHEELER**

PROJECT

**CROWN POINT COMMUNITY
CORPORATION - ATHLETIC TURF
IMPROVEMENTS**

© GIBRALTAR DESIGN

SHEET

W

C-2.4

GENERAL PLAN NOTES:


- A. CONTRACTOR IS TO PROVIDE TOTAL ARTIFICIAL TURF REPLACEMENT COMPLETE, NEW TURF, NEW INFILL, NEW 2X4, PERIMETER TREATED WOOD BLOCKING, AND NEW LOGOS/TEXT AS INDICATED.
- B. CONTRACTOR IS TO MATCH ALL EXISTING LINWORK, PLAYER BOXES, PERIMETER BAND, ETC.
- C. CONTRACTOR IS REQUIRED TO MATCH THE EXISTING GRADES TO THE GREATEST DEGREE POSSIBLE.
- D. CONTRACTOR IS TO COORDINATE AND PROVIDE FOR SUB-TURF ACCESS TO ANY EXISTING VALVES, HAND-HOLES OR UTILITY BOXES AS REQUIRED.

PLAN NOTES:

1. PROVIDE NEW SYNTHETIC TURF AND SUB-BASE DRAINAGE SYSTEMS AS SPECIFIED.
2. NEW TURF TEXT, TEXT IS "CROWN POINT" AND "BULLDOGS"
3. POTENTIAL TRACK AND FIELD ASPHALT SYSTEM TO BE INSTALLED BY SEPARATE CONTRACT - THIS CONTRACT IS TO PROTECT EXISTING SYSTEM IF INSTALLED PRIOR TO TURF SYSTEM INSTALL. THIS CONTRACT IS RESPONSIBLE TO REPAIR ANY DAMAGE DONE TO EXISTING TRACK AND FIELD ASPHALT SYSTEM.
4. NEW EQUIPMENT EITHER PROVIDED IN PROJECT SCOPE OR COORDINATED WITH SEPARATE CONTRACT (SCOREBOARD, TIMER CLOCK, GOAL POST)
5. NEW INLAIN TURF -LOGO- OWNER WILL PROVIDE NEW LOGO, REFER TO ARCHITECTURAL DRAWING.
6. POTENTIAL TRACK ASPHALT SYSTEM AND TRACK SURFACE TO BE INSTALLED BY SEPARATE CONTRACT. THIS CONTRACT IS TO PROVIDE FOR PROTECTION FOR EQUIPMENT AND TURF DELIVERY OVER TRACK SYSTEM IF INSTALLED PRIOR TO TURF SYSTEM INSTALL. THIS CONTRACT IS RESPONSIBLE TO REPAIR ANY DAMAGE DONE TO EXISTING TRACK SYSTEM.
7. END LINES AND SIDELINES - CONTINUOUS LINES 6" WIDE TYPICAL ALL OTHER LINES ARE 4" TYPICAL.
8. STOP ALL YARD LINES INSIDE BOUNDARIES 4" FOR EACH SIDE LINE TYPICAL.
9. INBOUNDS LINES SHALL BE 24" LONG, 4" WIDE, TYPICAL.
10. WHITE 6'-0" WIDE BOARDER AROUND FIELD WITH 12'-0" WIDE PLAYERS AREA ON BOTH SIDES OF FIELD - MATCH EXISTING.
11. YARD LINE NUMBERING TO BE 24" WIDTH AND MINIMUM 4" WIDE LINES FOR EACH NUMBER AND INCLUDE MATCHING DIRECTIONAL ARROW - TYPICAL.
12. PROVIDE CONCRETE CURB ON FOOTBALL FIELD PERIMETER OF TRACK CONDITION.
13. CONTRACTOR TO INSTALL/CONNECT TURF DRAINAGE SYSTEM DIRECTLY TO MANHOLE INDICATED, DESIGN OF TIE-IN AND DRAINAGE DESIGN AND LAYOUT TO BE PROVIDED AS REQUIRED PER SPECIFICATIONS.
14. PROVIDE CONCRETE CURB ON SPORTS FIELD PERIMETER.
15. VINYL COATED FENCE NOT IN THIS CONTRACT.
16. SOCCER FIELD LINES.
17. LACROSSE FIELD LINES.

SYMBOL LEGEND:

- XXX.XX — TOP OF CURB (APPROX. - INTENT IS TO MATCH EXISTING TRACK EDGE)
- XXX.XX — TOP OF STONE (APPROX.)
- XXX.XX — SUBGRADE - MINIMUM (APPROX.)



GIBRALTAR
DESIGN

ARCHITECTURE • ENGINEERING • INTERIOR DESIGN

PROJECT

**CROWN POINT
COMMUNITY
SCHOOL
CORPORATION
- ATHLETIC
TURF
IMPROVEMENTS**

FOR:
**CROWN POINT COMMUNITY
SCHOOL CORPORATION
CROWN POINT, INDIANA**

GIBRALTAR DESIGN

9102 N. Meridian St., Ste. 300
Indianapolis, IN 46260
Homepage www.GibraltarDesign.com
Email: info@GibraltarDesign.com
Phone 317.580.5777 Fax 317.580.5778

PROJECT

21-120

DATE

08/18/22

COORDINATED BY

JPB

DRAWN BY

DTB

CHECKED BY

JPB

COPYRIGHT NOTICE:

THE CONCEPTS, DESIGNS, PLANS, DETAILS, ETC., SHOWN ON THIS DOCUMENT ARE THE PROPERTY OF GIBRALTAR DESIGN AND WERE CREATED FOR USE ON THIS SPECIFIC PROJECT. NONE OF THIS INFORMATION SHALL BE USED BY ANY PERSON OR FIRM FOR ANY PURPOSE WITHOUT THE EXPRESS WRITTEN CONSENT OF GIBRALTAR DESIGN. THE OWNER MAY RETAIN COPIES FOR INFORMATION AND REFERENCE IN CONNECTION ONLY WITH THIS PROJECT.

REVISIONS

MARK	DATE	ISSUED FOR
AD-1	08/30/22	ADDENDUM NO. 1
AD-2	09/07/22	ADDENDUM NO. 7

DRAWING

**FOOTBALL TURF LAYOUT
PLAN**

PROJECT

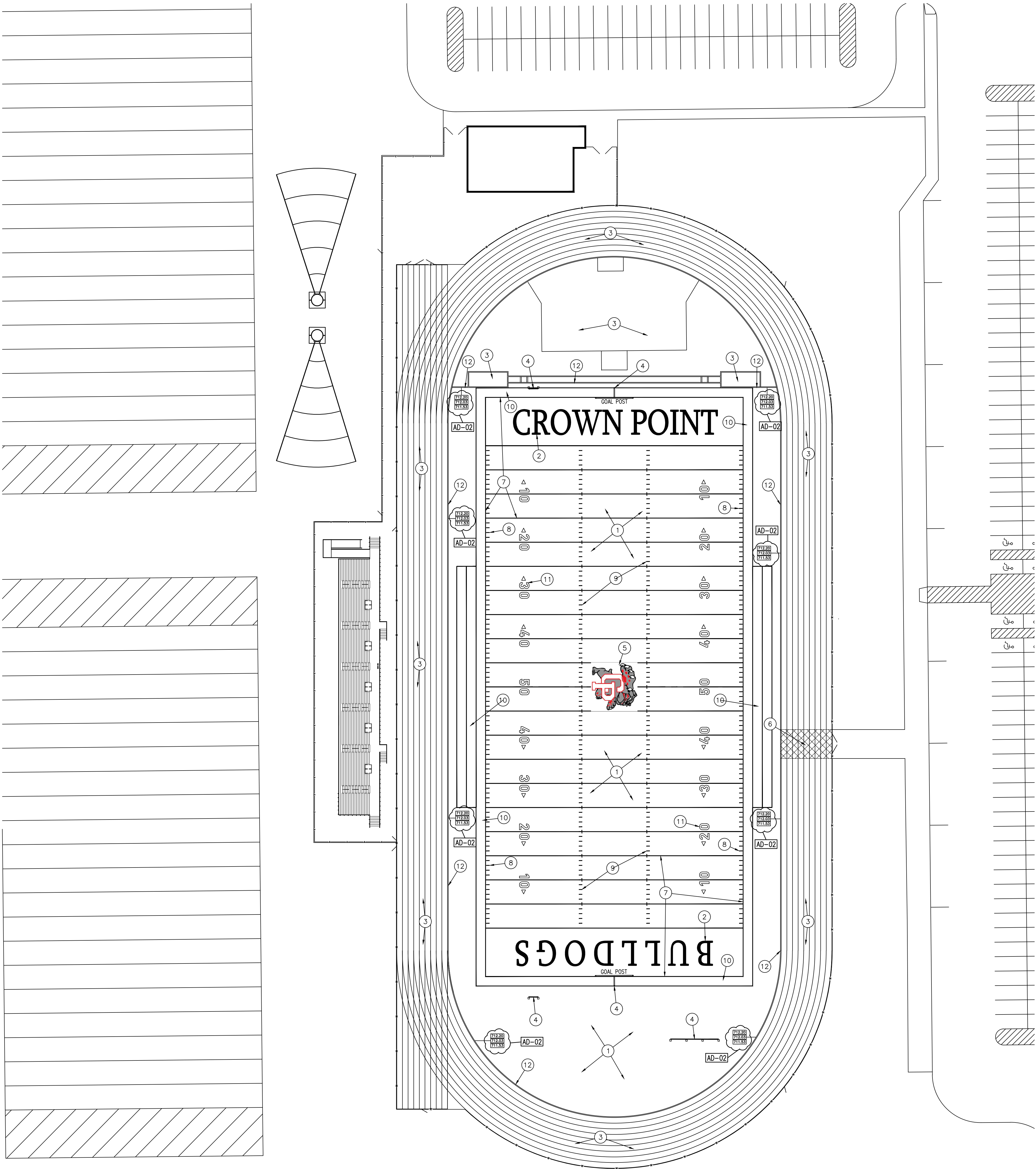
**CROWN POINT COMMUNITY
CORPORATION - ATHLETIC TURF
IMPROVEMENTS**

© GIBRALTAR DESIGN

SHEET

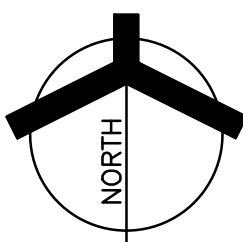
T


C-2.3A



**NEW TAFT MIDDLE SCHOOL
FOOTBALL TURF LAYOUT PLAN**

0 15' 30' 60'
SCALE: 1" = 30'





GIBRALTAR
DESIGN
ARCHITECTURE • ENGINEERING • INTERIOR DESIGN

PROJECT
**CROWN POINT
COMMUNITY
SCHOOL
CORPORATION
- ATHLETIC
TURF
IMPROVEMENTS**

FOR:
**CROWN POINT COMMUNITY
SCHOOL CORPORATION
CROWN POINT, INDIANA**

GIBRALTAR DESIGN

9102 N. Meridian St., Ste. 300
Indianapolis, IN 46260
Homepage: www.GibraltarDesign.com
Email: info@GibraltarDesign.com
Phone: 317.580.5777 Fax: 317.580.5778

PROJECT
21-120
DATE
08/18/22
COORDINATED BY
JPB
DRAWN BY
DTB
CHECKED BY
JPB

COPYRIGHT NOTICE:
THE CONCEPTS, DESIGNS, PLANS, DETAILS, ETC., SHOWN ON THIS DOCUMENT ARE THE PROPERTY OF GIBRALTAR DESIGN AND WERE CREATED FOR USE ON THIS SPECIFIC PROJECT. NONE OF THIS INFORMATION SHALL BE USED BY ANY PERSON OR FIRM FOR ANY PURPOSE WITHOUT THE EXPRESS WRITTEN CONSENT OF GIBRALTAR DESIGN. THE OWNER MAY RETAIN COPIES FOR INFORMATION AND REFERENCE IN CONNECTION ONLY WITH THIS PROJECT.

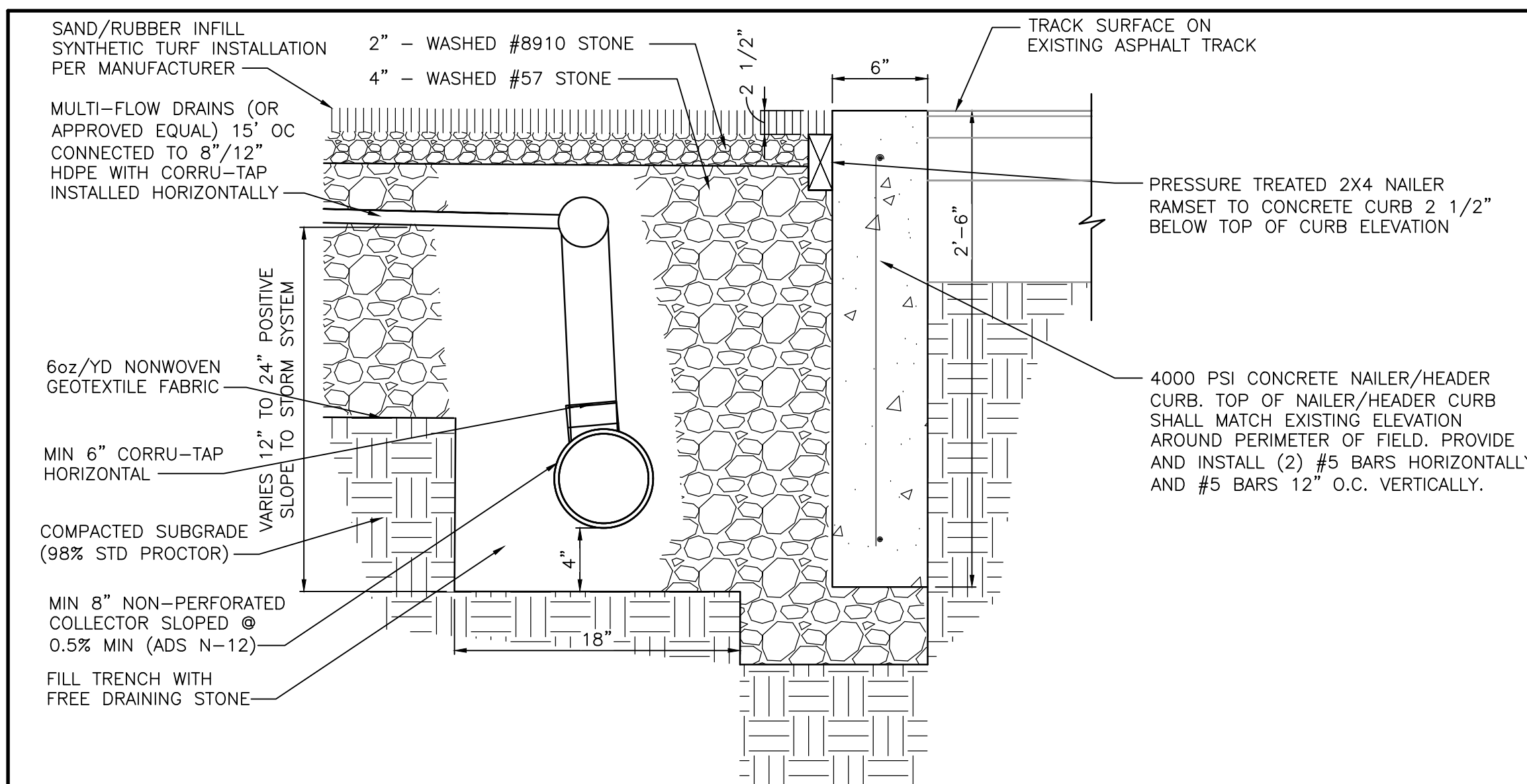
REVISIONS	MARK	DATE	ISSUED FOR
AD-1	08/30/22	ADDENDUM NO. 1	
AD-2	09/07/22	ADDENDUM NO. 2	

DRAWING
SITE DETAILS

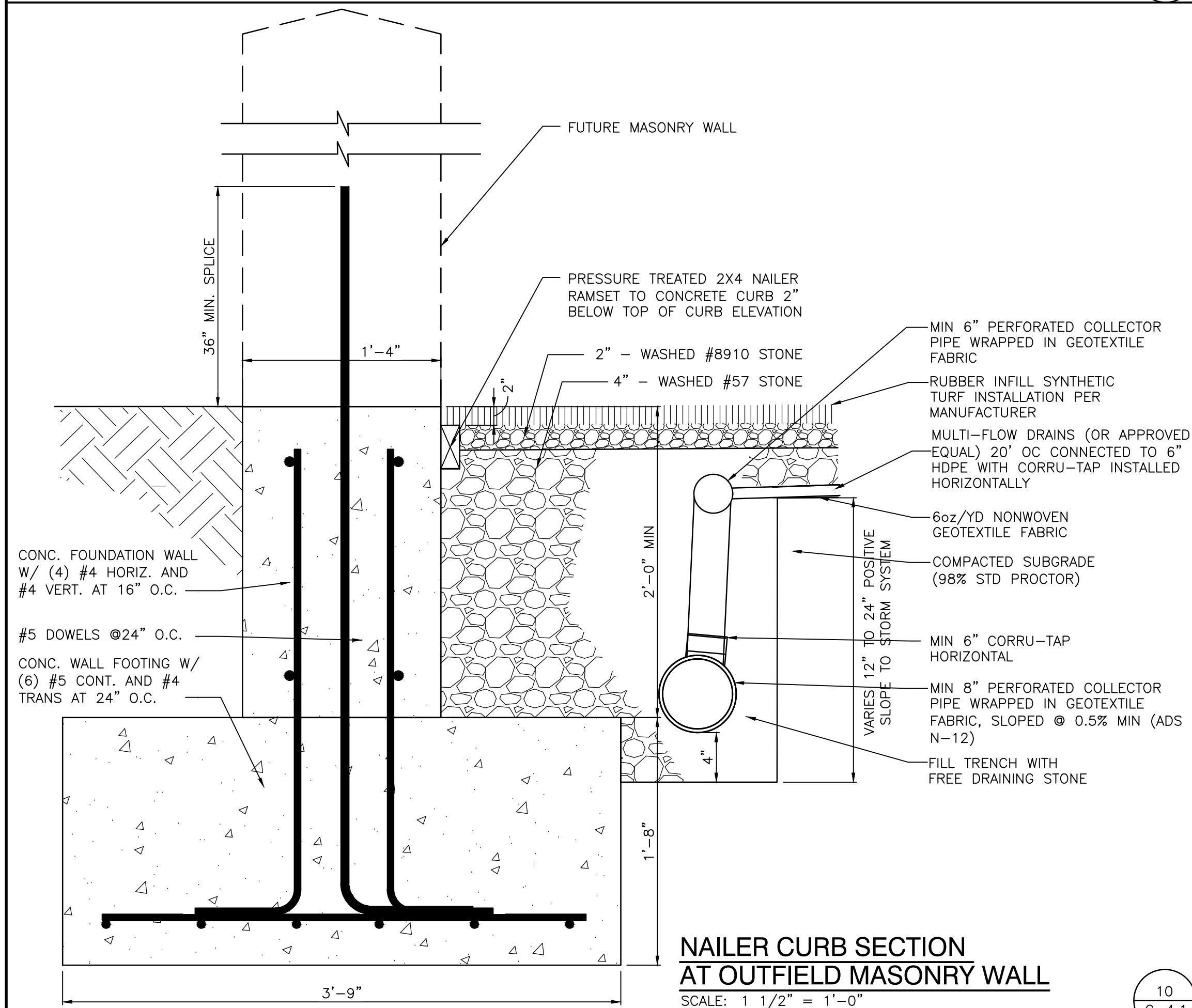
PROJECT
**CROWN POINT COMMUNITY SCHOOL
CORPORATION - ATHLETIC TURF
IMPROVEMENTS**

© GIBRALTAR DESIGN SHEET

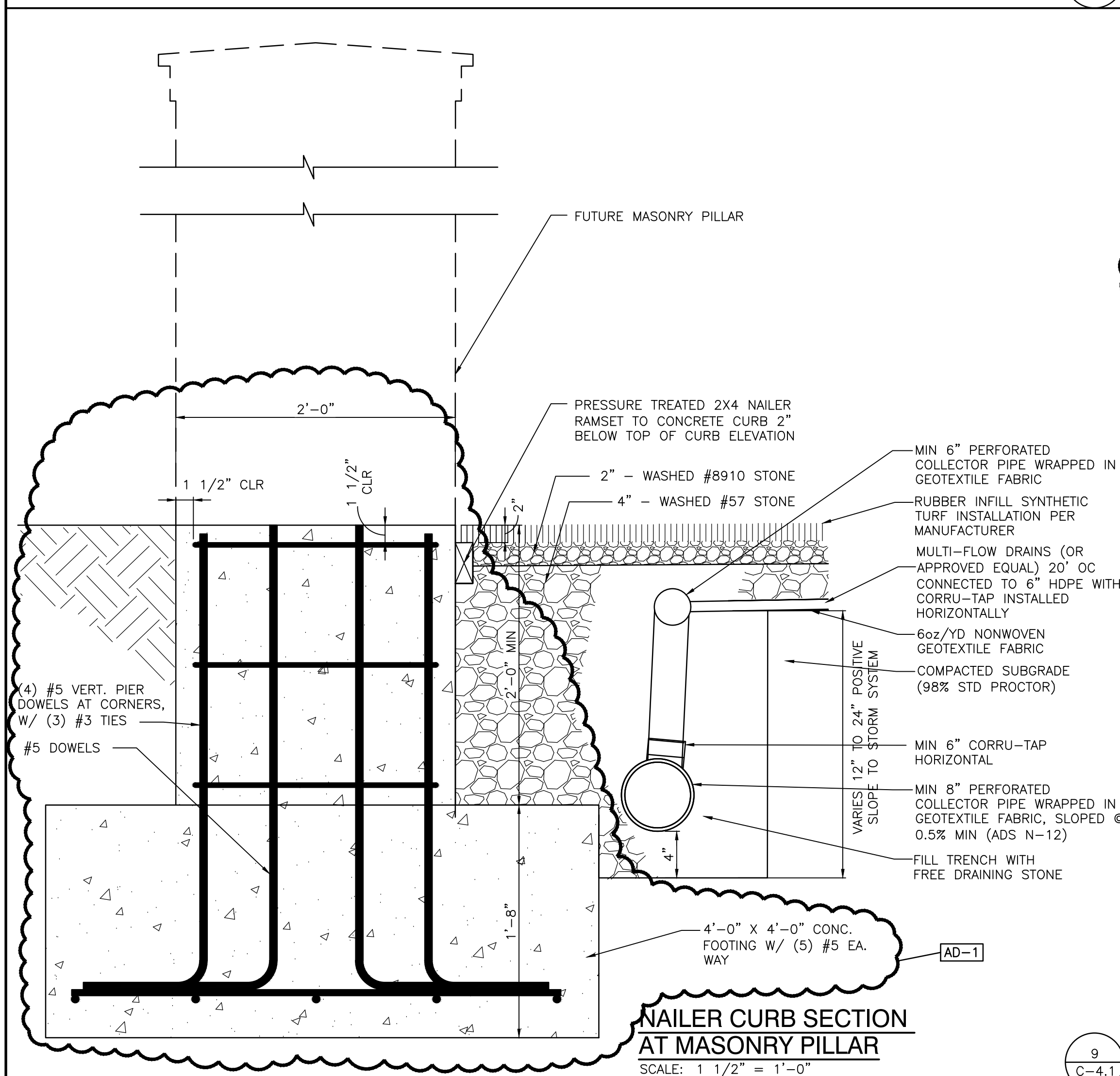
C-4.1



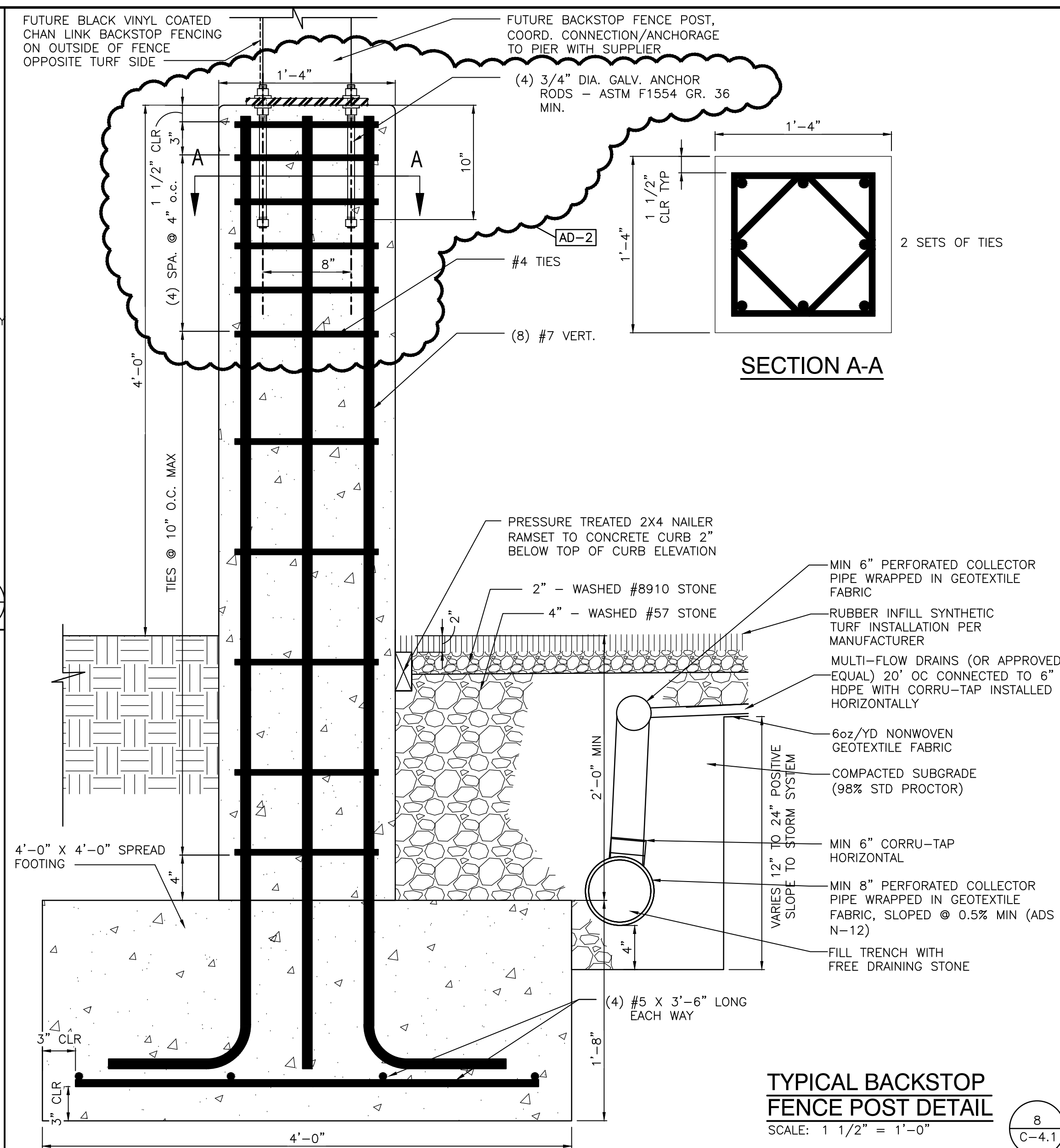
WHEELER NAILER CURB SECTION AT FOOTBALL FIELD AND TRACK
SCALE: 1 1/2" = 1'-0"



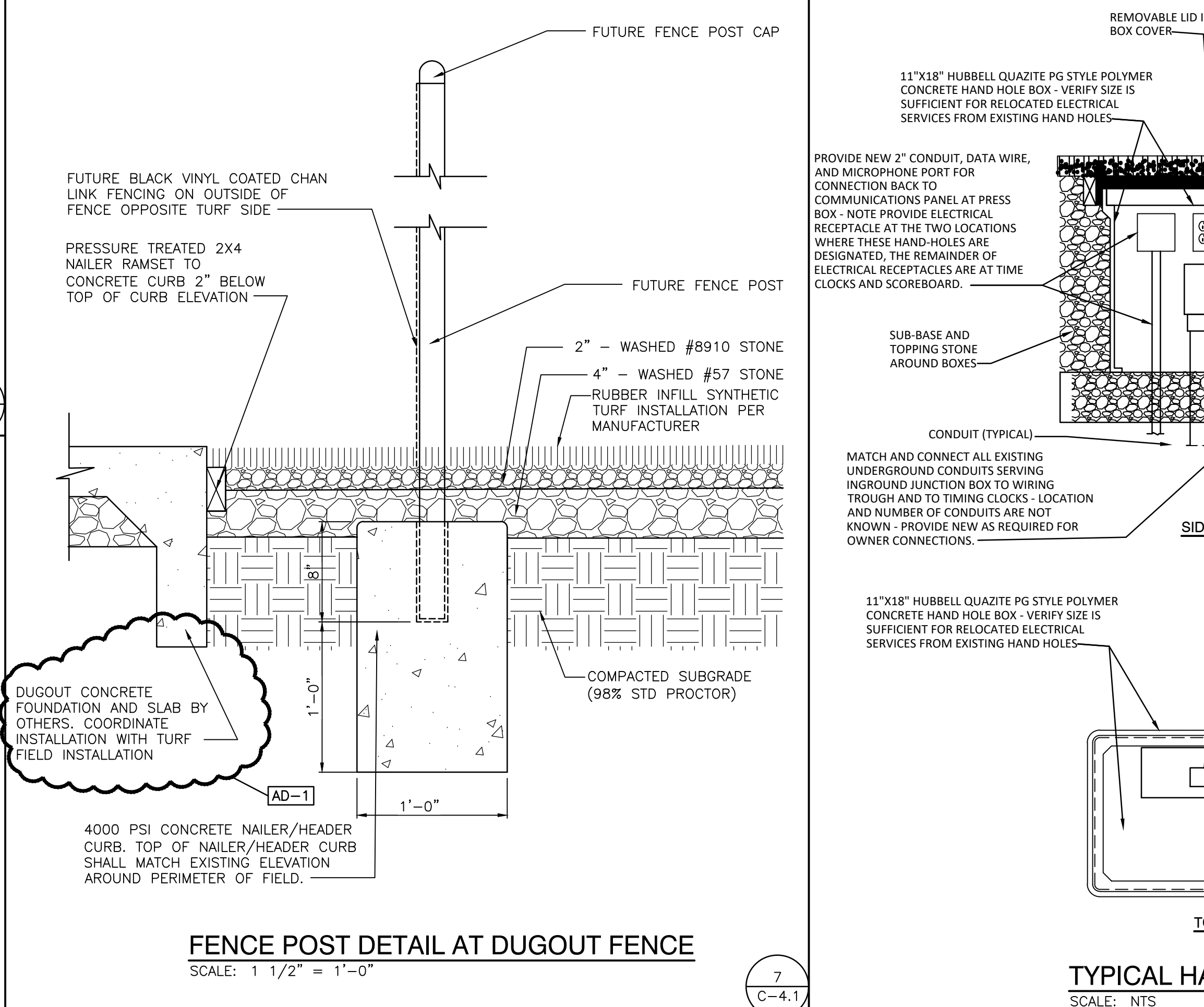
NAILER CURB SECTION AT OUTFIELD MASONRY WALL
SCALE: 1 1/2" = 1'-0"



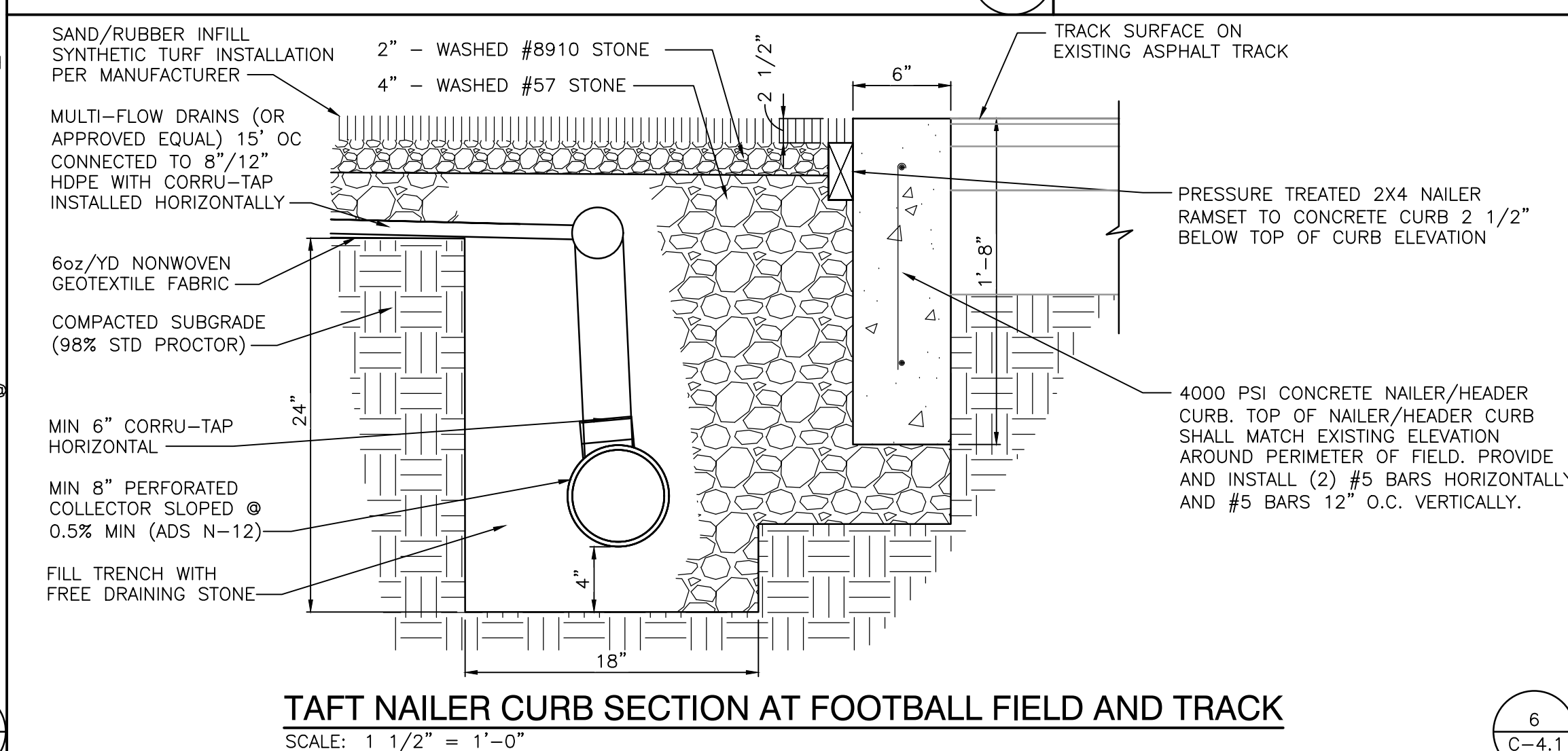
NAILER CURB SECTION AT MASONRY PILLAR
SCALE: 1 1/2" = 1'-0"



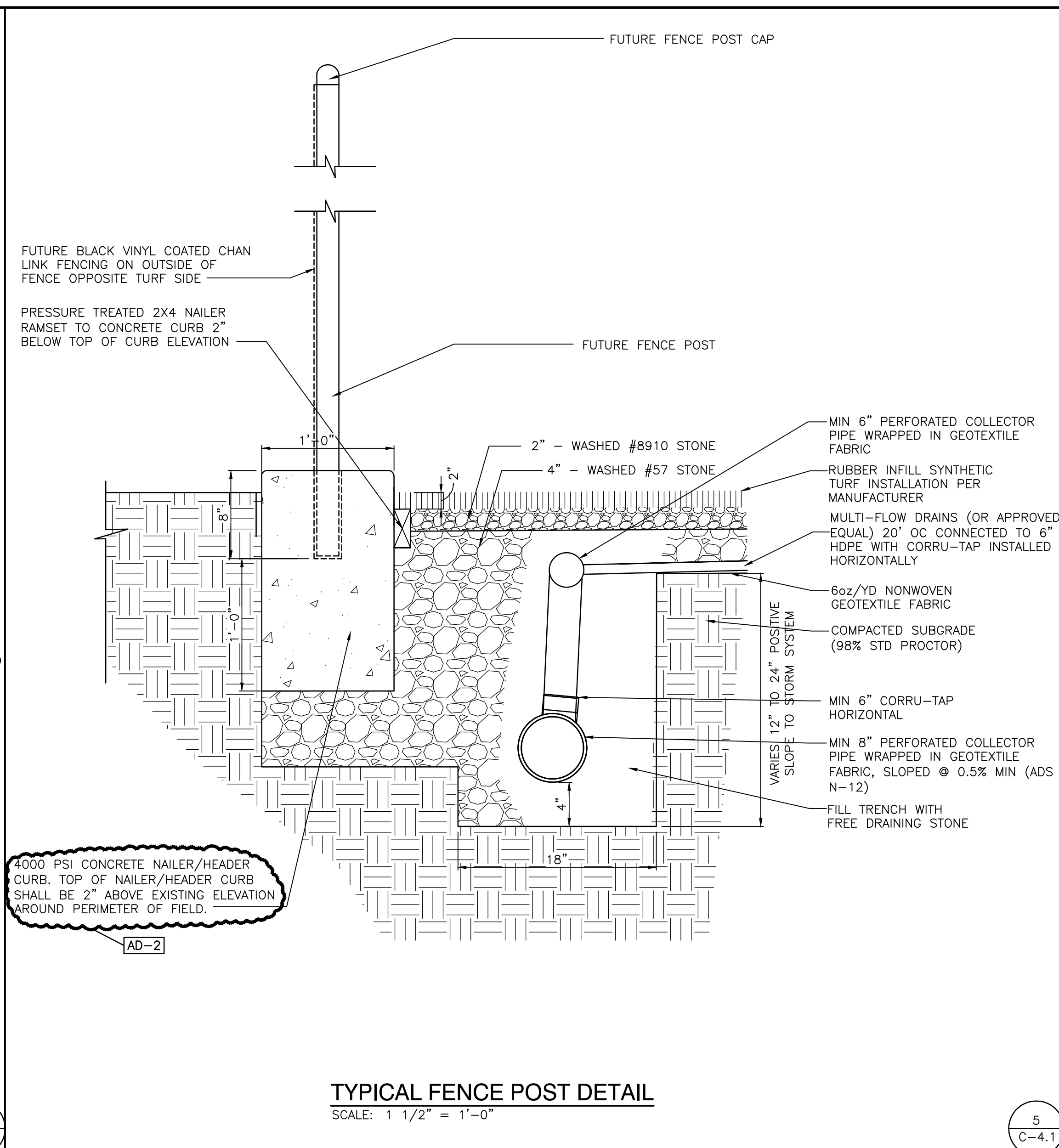
TYPICAL BACKSTOP FENCE POST DETAIL
SCALE: 1 1/2" = 1'-0"



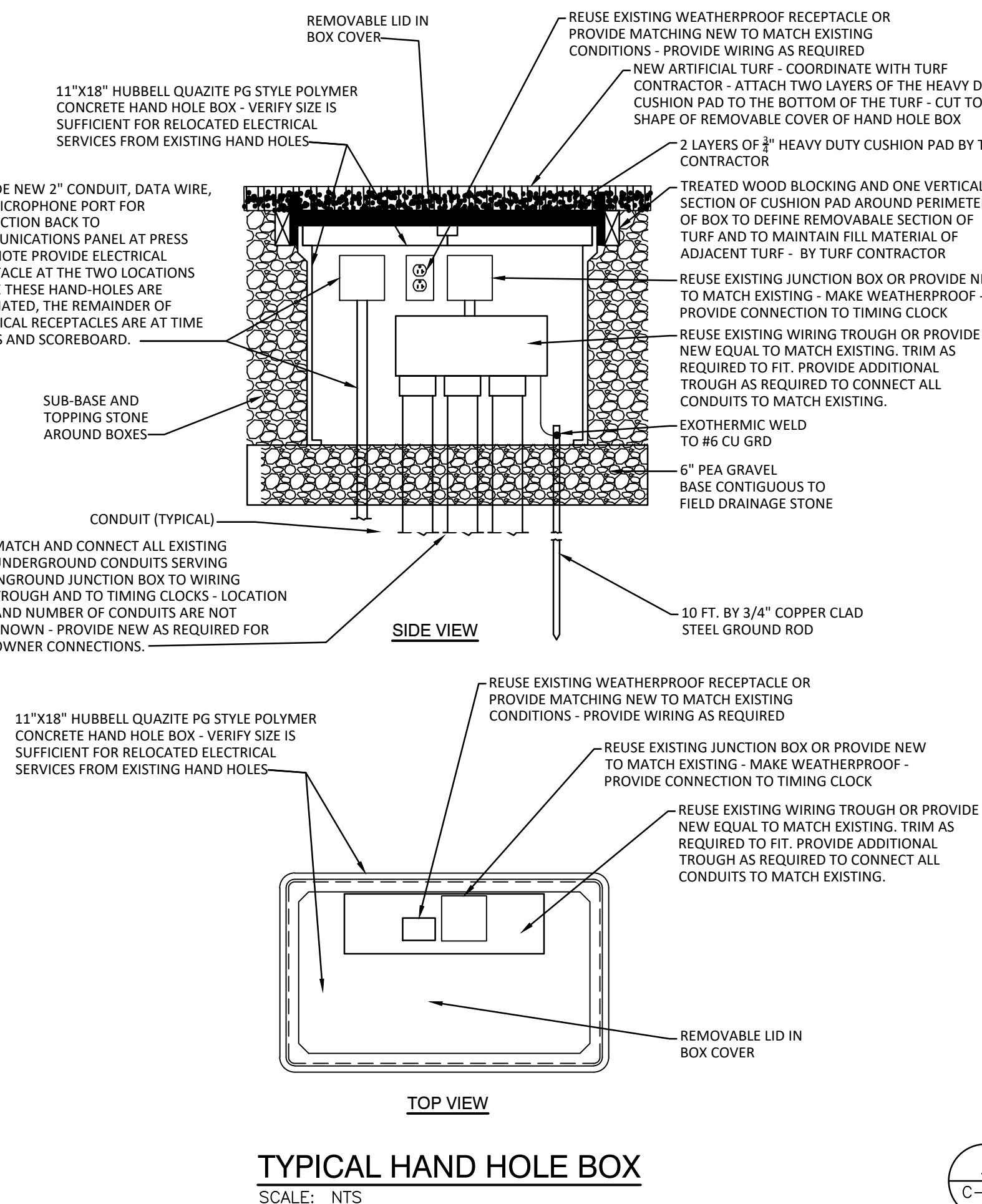
FENCE POST DETAIL AT DUGOUT FENCE
SCALE: 1 1/2" = 1'-0"



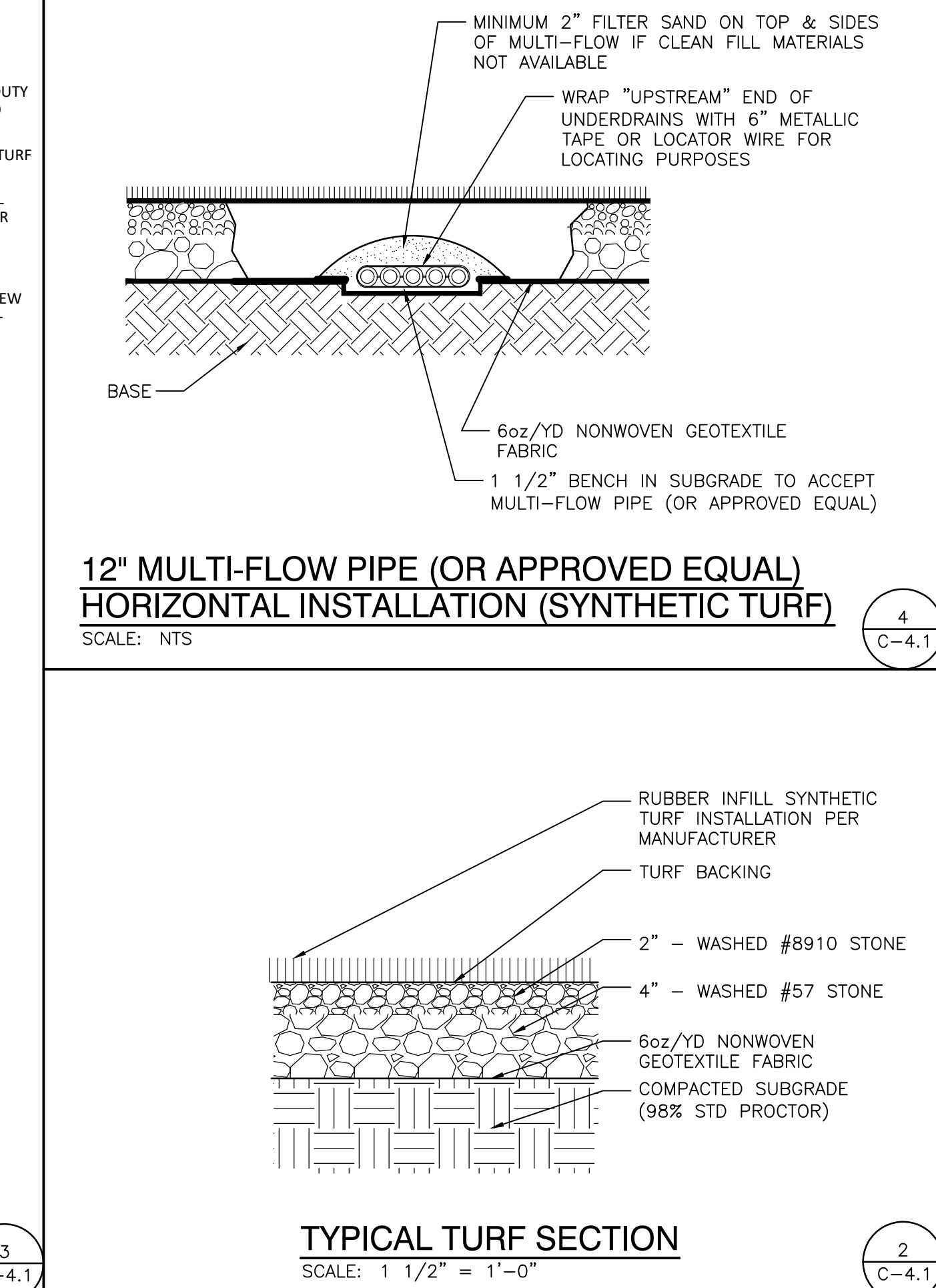
TAFT NAILER CURB SECTION AT FOOTBALL FIELD AND TRACK
SCALE: 1 1/2" = 1'-0"



TYPICAL FENCE POST DETAIL
SCALE: 1 1/2" = 1'-0"

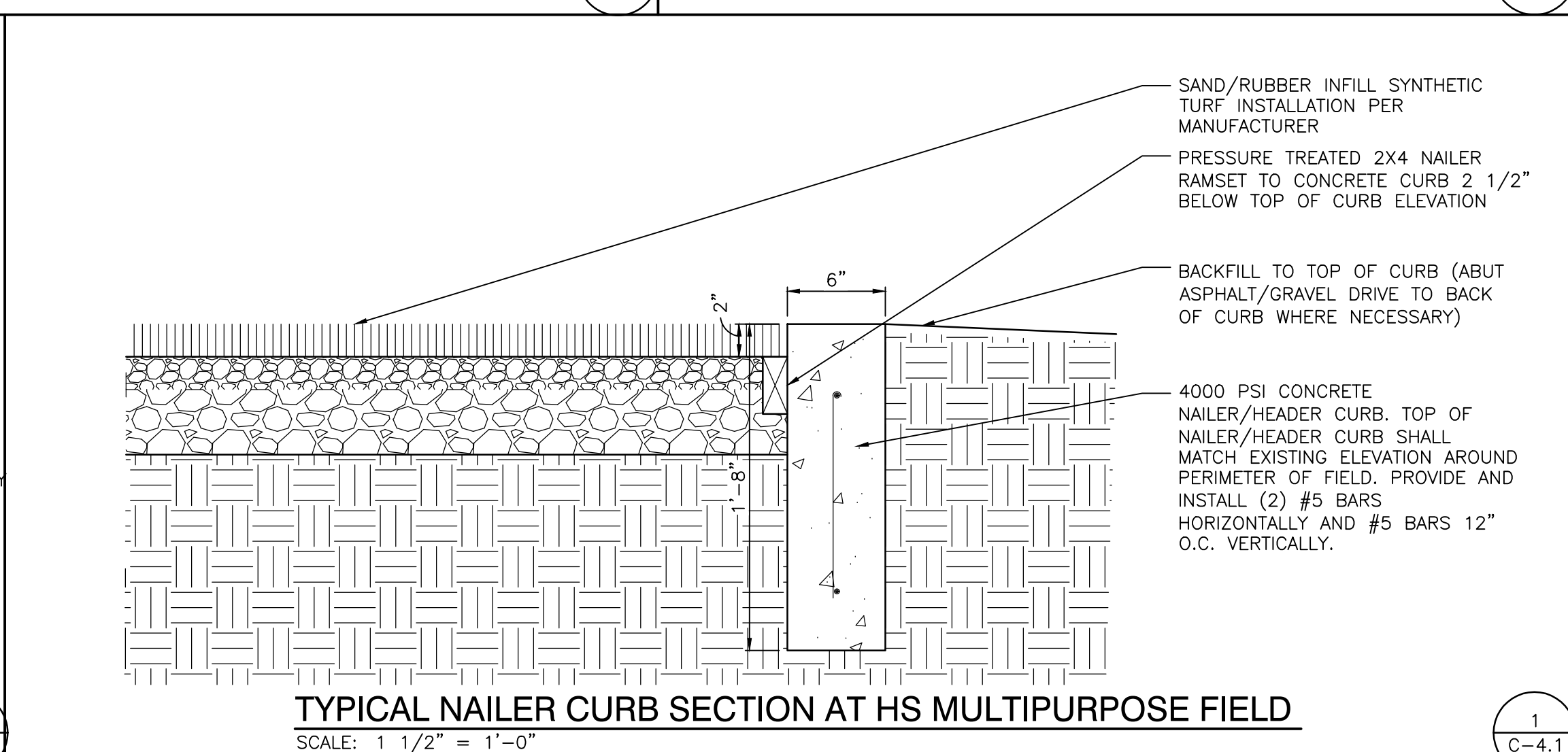


TYPICAL HAND HOLE BOX
SCALE: NTS




12 inch MULTI-FLOW PIPE (OR APPROVED EQUAL) HORIZONTAL INSTALLATION (SYNTHETIC TURF)
SCALE: NTS

TYPICAL TURF SECTION
SCALE: 1 1/2" = 1'-0"

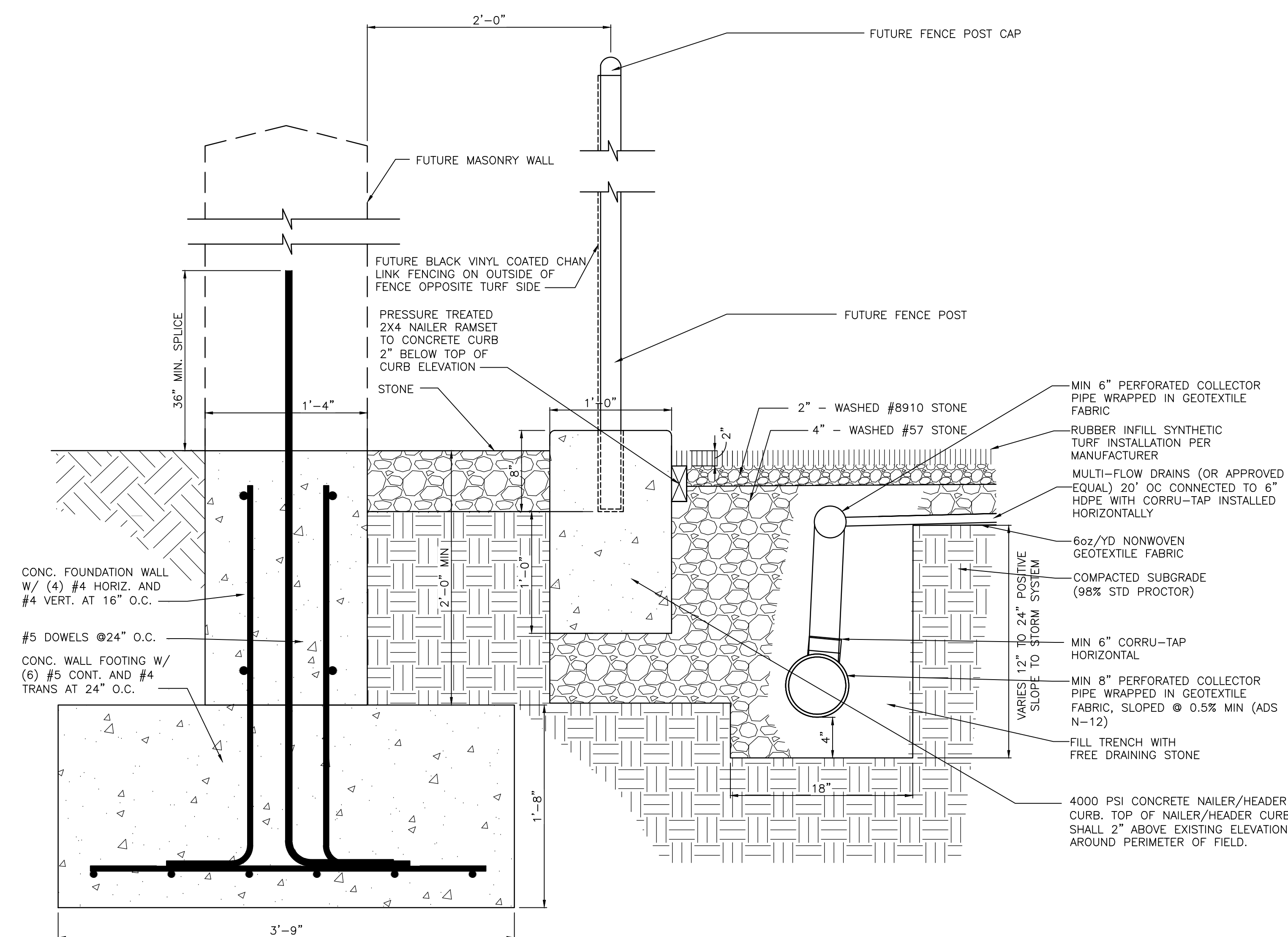


TYPICAL NAILER CURB SECTION AT HS MULTIPURPOSE FIELD
SCALE: 1 1/2" = 1'-0"



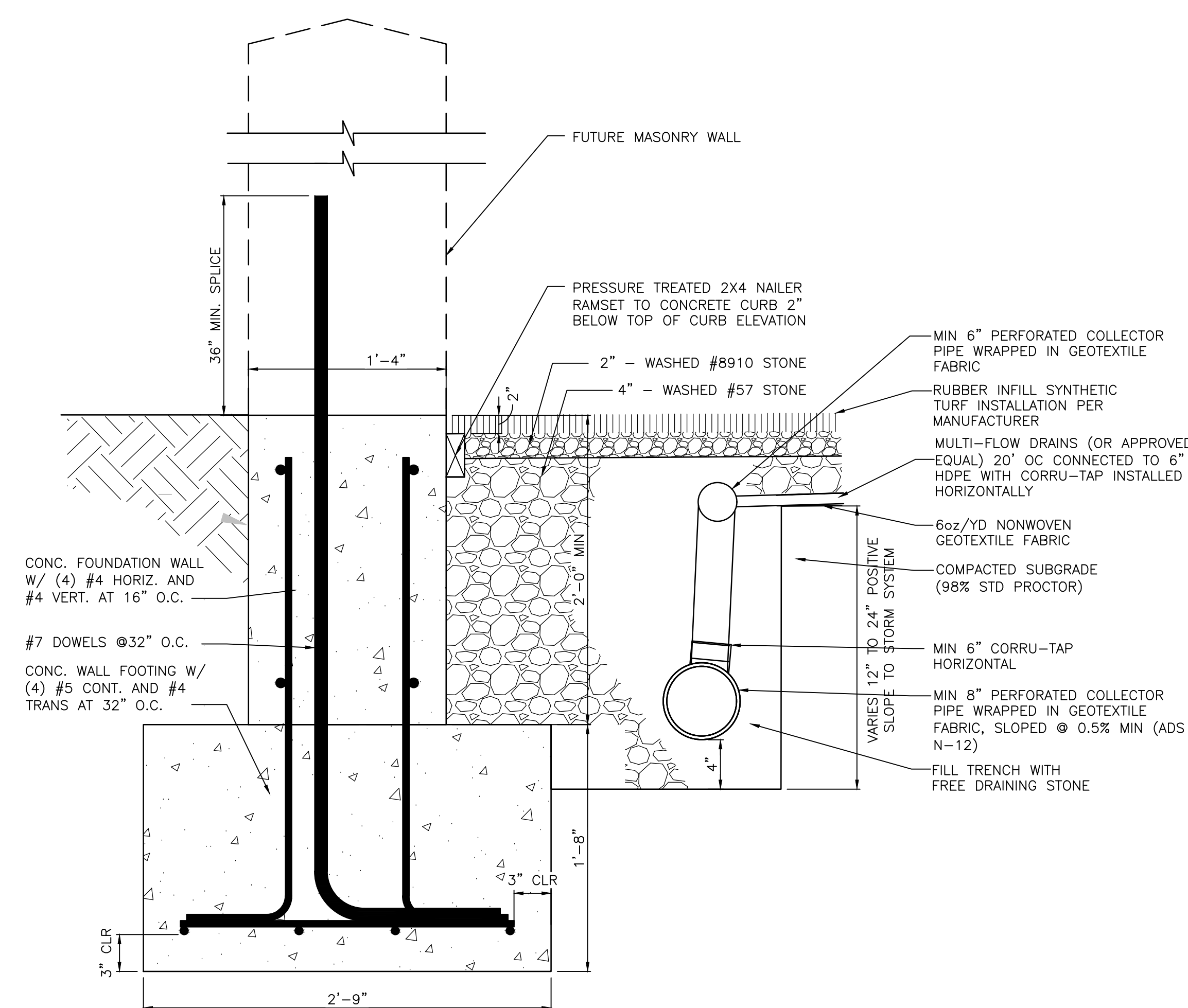
PROJECT
CROWN POINT
COMMUNITY
SCHOOL
CORPORATION
- ATHLETIC
TURF
IMPROVEMENTS

FOR:
CROWN POINT COMMUNITY
SCHOOL CORPORATION
CROWN POINT, INDIANA



NAILER CURB SECTION
AT OUTFIELD FENCE AND MASONRY WALL
SCALE: 1 1/2" = 1'-0"

2
C-4



NAILER CURB SECTION
AT BACKSTOP MASONRY WALL
SCALE: 1 1/2" = 1'-0"

AD-2

ENTIRE SHEET ADDED
IN ADDENDUM 2

1
C-4

DRAWING
SITE DETAILS

PROJECT
CROWN POINT COMMUNITY SCHOOL
CORPORATION - ATHLETIC TURF
IMPROVEMENTS

© GIBBALTAS DESIGN SHEET

C-4.2

Thursday, 9/8/2022 - 2:47 PM - LAST SAVED BY:DBURNS
X:\Y:\21-120 CROWN POINT CSC - CROWN POINT HS
ATHLETIC FIELDS AND SITE IMPROVEMENTS\21-120
DRAWINGS - TURF\SITE\C-4.2.DWG