

**ADDENDUM
NO. 1**

June 19, 2025

**SCHOOL TOWN OF HIGHLAND - DISTRICT WIDE HARDWARE
REPLACEMENT PROJECT
Highland, IN 46322**

TO: ALL BIDDERS OF RECORD

This Addendum forms a part of and modifies the Bidding Requirements, Contract Forms, Contract Conditions, the Specifications, and the Drawings dated May 29, 2025, by Schmidt Associates. Acknowledge receipt of the Addendum in the space provided on the Proposal Form. Failure to do so may subject the Bidder to disqualification.

This Addendum consists of Pages ADD 1-1 and attached Addendum No. 1 from Schmidt Associates dated June 18, 2025 consisting of 2 pages, revised Specification Section 08 71 00 - Door Hardware, and 10 Drawings.

ADDENDUM NO. 1

JUNE 18, 2025

PREPARED BY SCHMIDT ASSOCIATES FOR:
DOOR HARDWARE PROJECT
HIGHLAND, SCHOOL TOWN OF

This Addendum consists of 2 Addendum pages and 99 attachment pages totaling 101 pages.

Acknowledge receipt of this Addendum by inserting its number on the Bid Form. Failure to do so may subject the Bid to disqualification. This Addendum is part of the Contract Documents.

Bidder is encouraged to verify with reprographer of record all Addenda issued (do not rely exclusively on third party plan room services).

PART 1 - CHANGES TO PRIOR ADDENDA (NOT APPLICABLE)

PART 2 - CHANGES TO THE PROJECT MANUAL

Modifications described herein shall be incorporated in the Project Manual. All other Work shall remain unchanged.

2.1 DIVISION 08 – OPENINGS

Section 087100 “DOOR HARDWARE”

1. DELETE AND REPLACE Section 087100 per the attached.
2. DELETE AND REPLACE Door Index per the attached
3. DELETE AND REPLACE Hardware Set per the attached.

PART 3 - CHANGES TO THE DRAWINGS

Modifications described herein shall be incorporated in the Drawings. All other Work shall remain unchanged.

3.1 DRAWING SHEETS: ADDITIONS, DELETIONS AND REPLACEMENTS

DRAWING NO.	INDICATE ACTION: ADD (A), DELETE (D), DELETE & REPLACE (R),
A-SERIES DRAWINGS	
HMS-AF1F1	DELETE AND REPLACE
HMS-AF1J1	DELETE AND REPLACE
HMS-AF1K1	DELETE AND REPLACE
HMS-AF102	DELETE AND REPLACE

HMS-AF105
JOH-AF101
SES-AF101
WAR-AF101

DELETE AND REPLACE
DELETE AND REPLACE
DELETE AND REPLACE
DELETE AND REPLACE

END OF ADDENDUM 1

RFI QUESTIONS AND ANSWERS

The following RFI Questions and Answers is being made available to Bidders for informational purposes only and is not a part of the Addendum.

SECTION 087100 - DOOR HARDWARE

PART 1 - GENERAL

1.01 SUMMARY

A. Section includes:

1. Mechanical door hardware

B. Section excludes:

1. Windows
2. Cabinets (casework), including locks in cabinets
3. Signage
4. Toilet accessories
5. Overhead doors

C. Related Sections:

1. Division 01 "General Requirements" sections for Allowances, Alternates, Owner Furnished Contractor Installed, Project Management and Coordination.
2. Division 06 Section "Rough Carpentry"
3. Division 06 Section "Finish Carpentry"
4. Division 07 Section "Joint Sealants" for sealant requirements applicable to threshold installation specified in this section.
5. Division 08 Sections:
 - a. "Metal Doors and Frames"
 - b. "Flush Wood Doors"
 - c. "Stile and Rail Wood Doors"
 - d. "Interior Aluminum Doors and Frames"
 - e. "Aluminum-Framed Entrances and Storefronts"

1.02 REFERENCES

A. UL LLC

1. UL 10B - Fire Test of Door Assemblies
2. UL 10C - Positive Pressure Test of Fire Door Assemblies
3. UL 1784 - Air Leakage Tests of Door Assemblies
4. UL 305 - Panic Hardware

B. DHI - Door and Hardware Institute

1. Sequence and Format for the Hardware Schedule
2. Recommended Locations for Builders Hardware
3. Keying Systems and Nomenclature
4. Installation Guide for Doors and Hardware

C. NFPA – National Fire Protection Association

1. NFPA 80 – 2016 Edition – Standard for Fire Doors and Other Opening Protectives
2. NFPA 101 – Life Safety Code
3. NFPA 105 – Smoke and Draft Control Door Assemblies
4. NFPA 252 – Fire Tests of Door Assemblies

D. ANSI - American National Standards Institute

1. ANSI A117.1 – 2017 Edition – Accessible and Usable Buildings and Facilities
2. ANSI/BHMA A156.1 - A156.29, and ANSI/BHMA A156.31 - Standards for Hardware and Specialties
3. ANSI/BHMA A156.28 - Recommended Practices for Keying Systems
4. ANSI/WDMA I.S. 1A - Interior Architectural Wood Flush Doors
5. ANSI/SDI A250.8 - Standard Steel Doors and Frames

1.03 SUBMITTALS

A. General:

1. Submit in accordance with Conditions of Contract and Division 01 Submittal Procedures.
2. Prior to forwarding submittal:
 - a. Review drawings and Sections from related trades to verify compatibility with specified hardware.
 - b. Highlight, encircle, or otherwise specifically identify on submittals: deviations from Contract Documents, issues of incompatibility or other issues which may detrimentally affect the Work.

B. Action Submittals:

1. Product Data: Submit technical product data for each item of door hardware, installation instructions, maintenance of operating parts and finish, and other information necessary to show compliance with requirements.
2. Samples for Verification: If requested by Architect, submit production sample of requested door hardware unit in finish indicated and tagged with full description for coordination with schedule.
 - a. Samples will be returned to supplier. Units that are acceptable to Architect may, after final check of operations, be incorporated into Work, within limitations of key coordination requirements.
3. Door Hardware Schedule:
 - a. Submit concurrent with submissions of Product Data, Samples, and Shop Drawings. Coordinate submission of door hardware schedule with scheduling requirements of other work to facilitate fabrication of other work critical in Project construction schedule.
 - b. Submit under direct supervision of a Door Hardware Institute (DHI) certified Architectural Hardware Consultant (AHC) or Door Hardware Consultant (DHC) with hardware sets in vertical format as illustrated by Sequence of Format for the Hardware Schedule published by DHI.
 - c. Indicate complete designations of each item required for each opening, include:
 - 1) Door Index: door number, heading number, and Architect's hardware set number.
 - 2) Quantity, type, style, function, size, and finish of each hardware item.
 - 3) Name and manufacturer of each item.
 - 4) Fastenings and other pertinent information.
 - 5) Location of each hardware set cross-referenced to indications on Drawings.

- 6) Explanation of all abbreviations, symbols, and codes contained in schedule.
- 7) Mounting locations for hardware.
- 8) Door and frame sizes and materials.
- 9) Degree of door swing and handing.

4. Key Schedule:

- a. After Keying Conference, provide keying schedule that includes levels of keying, explanations of key system's function, key symbols used, and door numbers controlled.
- b. Use ANSI/BHMA A156.28 "Recommended Practices for Keying Systems" as guideline for nomenclature, definitions, and approach for selecting optimal keying system.
- c. Provide 3 copies of keying schedule for review prepared and detailed in accordance with referenced DHI publication. Include schematic keying diagram and index each key to unique door designations.
- d. Index keying schedule by door number, keyset, hardware heading number, cross keying instructions, and special key stamping instructions.
- e. Provide one complete bitting list of key cuts and one key system schematic illustrating system usage and expansion. Forward bitting list, key cuts and key system schematic directly to Owner, by means as directed by Owner.
- f. Prepare key schedule by or under supervision of supplier, detailing Owner's final keying instructions for locks.

C. Informational Submittals:

1. Provide Qualification Data for Supplier, Installer and Architectural Hardware Consultant.
2. Provide Product Data:
 - a. Certify that door hardware approved for use on types and sizes of labeled fire-rated doors complies with listed fire-rated door assemblies.
 - b. Include warranties for specified door hardware.

D. Closeout Submittals:

1. Operations and Maintenance Data: Provide in accordance with Division 01 and include:
 - a. Complete information on care, maintenance, and adjustment; data on repair and replacement parts, and information on preservation of finishes.
 - b. Catalog pages for each product.
 - c. Final approved hardware schedule edited to reflect conditions as installed.
 - d. Final keying schedule
 - e. Copy of warranties including appropriate reference numbers for manufacturers to identify project.

E. Inspection and Testing:

1. Submit written reports to the Owner and Authority Having Jurisdiction (AHJ) of the results of functional testing and inspection for:
 - a. Fire door assemblies, in compliance with NFPA 80.
 - b. Required egress door assemblies, in compliance with NFPA 101.

1.04 QUALITY ASSURANCE

A. Qualifications and Responsibilities:

1. Supplier: Recognized architectural hardware supplier with a minimum of 5 years documented experience supplying both mechanical and electromechanical door hardware similar in quantity, type, and quality to that indicated for this Project. Supplier to be recognized as a factory direct distributor by the manufacturer of the primary materials with a warehousing facility in the Project's vicinity. Supplier to have on staff, a certified Architectural Hardware Consultant (AHC) or Door Hardware Consultant (DHC) available to Owner, Architect, and Contractor, at reasonable times during the Work for consultation.
2. Installer: Qualified tradesperson skilled in the application of commercial grade hardware with experience installing door hardware similar in quantity, type, and quality as indicated for this Project.
3. Architectural Hardware Consultant: Person who is experienced in providing consulting services for door hardware installations that are comparable in material, design, and extent to that indicated for this Project and meets these requirements:
 - a. For door hardware: DHI certified AHC or DHC.
 - b. Can provide installation and technical data to Architect and other related subcontractors.
 - c. Can inspect and verify components are in working order upon completion of installation.
4. Single Source Responsibility: Obtain each type of door hardware from single manufacturer.

B. Certifications:

1. Fire-Rated Door Openings:
 - a. Provide door hardware for fire-rated openings that complies with NFPA 80 and requirements of authorities having jurisdiction.
 - b. Provide only items of door hardware that are listed products tested by UL LLC, Intertek Testing Services, or other testing and inspecting organizations acceptable to authorities having jurisdiction for use on types and sizes of doors indicated, based on testing at positive pressure and according to NFPA 252 or UL 10C and in compliance with requirements of fire-rated door and door frame labels.
2. Smoke and Draft Control Door Assemblies:
 - a. Provide door hardware that meets requirements of assemblies tested according to UL 1784 and installed in compliance with NFPA 105
 - b. Comply with the maximum air leakage of 0.3 cfm/sq. ft. (3 cu. m per minute/sq. m) at tested pressure differential of 0.3-inch wg (75 Pa) of water.
3. Accessibility Requirements:
 - a. Comply with governing accessibility regulations cited in "REFERENCES" article 087100, 1.02.D3 herein for door hardware on doors in an accessible route. This project must comply with all Federal Americans with Disability Act regulations and all Local Accessibility Regulations.

C. Pre-Installation Meetings

1. Keying Conference
 - a. Incorporate keying conference decisions into final keying schedule after reviewing door hardware keying system including:
 - 1) Function of building, flow of traffic, purpose of each area, degree of security required, and plans for future expansion.
 - 2) Preliminary key system schematic diagram.
 - 3) Requirements for key control system.

- 4) Address for delivery of keys.
2. Pre-installation Conference
 - a. Review and finalize construction schedule and verify availability of materials, Installer's personnel, equipment, and facilities needed to make progress and avoid delays.
 - b. Inspect and discuss preparatory work performed by other trades.
 - c. Review required testing, inspecting, and certifying procedures.
 - d. Review questions or concerns related to proper installation and adjustment of door hardware.

1.05 DELIVERY, STORAGE, AND HANDLING

- A. Inventory door hardware on receipt and provide secure lock-up for hardware delivered to Project site. Promptly replace products damaged during shipping
- B. Tag each item or package separately with identification coordinated with final door hardware schedule, and include installation instructions, templates, and necessary fasteners with each item or package. Deliver each article of hardware in manufacturer's original packaging.
- C. Maintain manufacturer-recommended environmental conditions throughout storage and installation periods.
- D. Provide secure lock-up for door hardware delivered to Project. Control handling and installation of hardware items so that completion of Work will not be delayed by hardware losses both before and after installation.
- E. Handle hardware in manner to avoid damage, marring, or scratching. Correct, replace or repair products damaged during Work. Protect products against malfunction due to paint, solvent, cleanser, or any chemical agent.
- F. Deliver keys to manufacturer of key control system for subsequent delivery to Owner.

1.06 COORDINATION

- A. Coordinate layout and installation of floor-recessed door hardware with floor construction. Cast anchoring inserts into concrete.
- B. Installation Templates: Distribute for doors, frames, and other work specified to be factory or shop prepared. Check Shop Drawings of other work to confirm that adequate provisions are made for locating and installing door hardware to comply with indicated requirements.

1.07 WARRANTY

- A. Manufacturer's standard form in which manufacturer agrees to repair or replace components of door hardware that fail in materials or workmanship within published warranty period.
 1. Warranty does not cover damage or faulty operation due to improper installation, improper use or abuse.
 2. Warranty Period: Beginning from date of Substantial Completion, for durations indicated in manufacturer's published listings.

- a. Mechanical Warranty
 - 1) Locks: 10 years
 - 2) Exit Devices: 10 years
 - 3) Closers: 30 years

1.08 MAINTENANCE

- A. Furnish complete set of special tools required for maintenance and adjustment of hardware, including changing of cylinders.
- B. Turn over unused materials to Owner for maintenance purposes.

PART 2 - PRODUCTS

2.01 MANUFACTURERS

- A. The Owner requires use of certain products for their unique characteristics and project suitability to ensure continuity of existing and future performance and maintenance standards. After investigating available product offerings, the Awarding Authority has elected to prepare proprietary specifications. These products are specified with the notation: "No Substitute."
 - 1. Where "No Substitute" is noted, submittals and substitution requests for other products will not be considered.
- B. Approval of alternate manufacturers and/or products other than those listed as "Scheduled Manufacturer" or "Acceptable Manufacturers" in the individual article for the product category are only to be considered by official substitution request in accordance with section 01 25 00.
- C. Approval of products from manufacturers indicated in "Acceptable Manufacturers" is contingent upon those products providing all functions and features and meeting all requirements of scheduled manufacturer's product.
- D. Where specified hardware is not adaptable to finished shape or size of members requiring hardware, furnish suitable types having same operation and quality as type specified, subject to Architect's approval.

2.02 MATERIALS

- A. Fabrication
 - 1. Provide door hardware manufactured to comply with published templates generally prepared for machine, wood, and sheet metal screws. provide screws according to manufacturer's recognized installation standards for application intended.
 - 2. Finish exposed screws to match hardware finish, or, if exposed in surfaces of other work, to match finish of this other work including prepared for paint surfaces to receive painted finish.

3. Provide concealed fasteners wherever possible for hardware units exposed when door is closed. Coordinate with “Metal Doors and Frames”, “Flush Wood Doors”, “Stile and Rail Wood Doors” to ensure proper reinforcements. Advise the Architect where visible fasteners, such as thru bolts, are required.
- B. Provide screws, bolts, expansion shields, drop plates and other devices necessary for hardware installation.
1. Where fasteners are exposed to view: Finish to match adjacent door hardware material.

2.03 HINGES

A. Manufacturers and Products:

1. Scheduled Manufacturer and Product:
 - a. Ives 5BB series
2. Acceptable Manufacturers and Products:
 - a. Hager BB1191/1279 series
 - b. McKinney TB series
 - c. Best FBB series

B. Requirements:

1. Provide hinges conforming to ANSI/BHMA A156.1.
2. Provide five knuckle, ball bearing hinges.
3. 1-3/4 inch (44 mm) thick doors, up to and including 36 inches (914 mm) wide:
 - a. Exterior: Standard weight, bronze or stainless steel, 4-1/2 inches (114 mm) high
 - b. Interior: Standard weight, steel, 4-1/2 inches (114 mm) high
4. 1-3/4 inch (44 mm) thick doors over 36 inches (914 mm) wide:
 - a. Exterior: Heavy weight, bronze/stainless steel, 5 inches (127 mm) high
 - b. Interior: Heavy weight, steel, 5 inches (127 mm) high
5. 2 inches or thicker doors:
 - a. Exterior: Heavy weight, bronze or stainless steel, 5 inches (127 mm) high
 - b. Interior: Heavy weight, steel, 5 inches (127 mm) high
6. Adjust hinge width for door, frame, and wall conditions to allow proper degree of opening.
7. Provide three hinges per door leaf for doors 90 inches (2286 mm) or less in height, and one additional hinge for each 30 inches (762 mm) of additional door height.
8. Hinge Pins: Except as otherwise indicated, provide hinge pins as follows:
 - a. Steel Hinges: Steel pins
 - b. Non-Ferrous Hinges: Stainless steel pins
 - c. Out-Swinging Exterior Doors: Non-removable pins
 - d. Out-Swinging Interior Lockable Doors: Non-removable pins
 - e. Interior Non-lockable Doors: Non-rising pins

2.04 FLUSH BOLTS

A. Manufacturers:

1. Scheduled Manufacturer:

- a. Ives
 2. Acceptable Manufacturers:
 - a. Rockwood
 - b. Trimco
 - c. Don-Jo
 - d. Hager
- B. Requirements:
1. Provide automatic, constant latching, and manual flush bolts with forged bronze or stainless-steel face plates, extruded brass levers, and with wrought brass guides and strikes. Provide 12 inch (305 mm) steel or brass rods at doors up to 90 inches (2286 mm) in height. For doors over 90 inches (2286 mm) in height increase top rods by 6 inches (152 mm) for each additional 6 inches (152 mm) of door height. Provide dust-proof strikes at each bottom flush bolt.

2.05 MORTISE LOCKS

- A. Manufacturers and Products:
1. Scheduled Manufacturer and Product:
 - a. Schlage L9000 series
 2. Acceptable Manufacturers and Products:
 - a. No Substitute
- B. Requirements:
1. Provide mortise locks conforming to ANSI/BHMA A156.13 Series 1000, Grade 1, and UL Listed for 3-hour fire doors.
 2. Indicators: Where specified, provide indicator window measuring a minimum 2-inch x 1/2 inch with 180-degree visibility. Provide messages color-coded with full text and/or symbols, as scheduled, for easy visibility.
 3. Provide locks manufactured from heavy gauge steel, containing components of steel with a zinc dichromate plating for corrosion resistance.
 4. Provide lock case that is multi-function and field reversible for handing without opening case. Cylinders: Refer to "KEYING" article, herein.
 5. Provide locks with standard 2-3/4 inches (70 mm) backset with full 3/4 inch (19 mm) throw stainless steel mechanical anti-friction latchbolt. Provide deadbolt with full 1-inch (25 mm) throw, constructed of stainless steel.
 6. Provide standard ASA strikes unless extended lip strikes are necessary to protect trim.
 7. Provide electrified options as scheduled in the hardware sets. Where scheduled, provide switches and sensors integrated into the locks and latches. Provide motor based electrified and motor based latch retraction locksets that comply with the following requirements:
 - a. Universal input voltage – single chassis accepts 12 or 24VDC to allow for changes in the field without changing lock chassis.
 - b. Fail Safe/Fail Secure – changing mode between electrically locked (fail safe) and electrically unlocked (fail secure) is field selectable without opening the lock case
 - c. Low maximum current draw – maximum 0.4 amps (Lever control) and maximum 2.0 amps (Latch retraction) to allow for multiple locks on a single power supply.

- d. Low holding current (Lever control or latch retraction) – maximum 0.01 amps to produce minimal heat, eliminate “hot levers” in electrically locked applications and motorized latch retraction applications, and to provide reliable operation in wood doors that provide minimal ventilation and air flow.
 - e. Connections – provide quick-connect Molex system standard.
8. Lever Trim: Solid brass, bronze, or stainless steel, cast or forged in design specified, with wrought roses and external lever spring cages. Provide thru-bolted levers with 2-piece spindles.
- a. Lever Design: 17N.

2.06 CYLINDRICAL LOCKS – GRADE 1

A. Manufacturers and Products:

- 1. Scheduled Manufacturer and Product:
 - a. Schlage ND series
- 2. Acceptable Manufacturers and Products:
 - a. No Substitute

B. Requirements:

- 1. Provide cylindrical locks conforming to ANSI/BHMA A156.2 Series 4000, Grade 1, and UL Listed for 3-hour fire doors.
- 2. Indicators: Where specified, provide escutcheon with lock status indicator window on top of lockset rose:
 - a. Escutcheon height (including rose) 6.05 inches high by 3.68 inches wide.
 - b. Indicator window measuring a minimum 3.52-inch by .60 inch with 1.92 square-inches of front facing viewing area and 180-degree visibility with a total of .236 square-inches of total viewable area.
 - c. Provide snap-in serviceable window to prevent tampering. Lock must function if indicator is compromised.
 - d. Provide messages color-coded with full text and symbol, as scheduled, for easy visibility.
 - e. Unlocked and Unoccupied message will display on white background, and Locked and Occupied message will display on red background.
- 3. Cylinders: Refer to "KEYING" article, herein.
- 4. Provide locks with standard 2-3/4 inches (70 mm) backset, unless noted otherwise, with 1/2-inch latch throw. Provide proper latch throw for UL listing at pairs.
- 5. Provide locksets with separate anti-rotation thru-bolts, and no exposed screws.
- 6. Provide independently operating levers with two external return spring cassettes mounted under roses to prevent lever sag.
- 7. Provide standard ASA strikes unless extended lip strikes are necessary to protect trim.
- 8. Lever Trim: Solid cast levers without plastic inserts and wrought roses on both sides.
 - a. Lever Design: Sparta.

2.07 PADLOCKS:

A. Manufacturers and Products:

1. Scheduled Manufacturer and Product:
 - a. Schlage KS Series
2. Scheduled Manufacturers and Products:
 - a. No Substitute

B. Requirements:

1. Provide padlocks with 1-inch (25 mm) shackle height, unless noted otherwise, as specified.
2. Cylinders: Refer to "KEYING" article, herein.

2.08 EXIT DEVICES

A. Manufacturers and Products:

1. Scheduled Manufacturer and Product:
 - a. Von Duprin 99/33A series
2. Acceptable Manufacturers and Products:
 - a. No Substitute

B. Requirements:

1. Provide exit devices tested to ANSI/BHMA A156.3 Grade 1 and UL listed for Panic Exit or Fire Exit Hardware.
2. Cylinders: Refer to "KEYING" article, herein.
3. Provide grooved touchpad type exit devices, fabricated of brass, bronze, stainless steel, or aluminum, plated to standard architectural finishes to match balance of door hardware.
4. Touchpad must extend a minimum of one half of door width. No plastic inserts are allowed in touchpads.
5. Provide exit devices with weather resistant components that can withstand harsh conditions of various climates and corrosive cleaners used in outdoor pool environments.
6. Provide flush end caps for exit devices.
7. Provide exit devices with manufacturer's approved strikes.
8. Provide exit devices cut to door width and height. Install exit devices at height recommended by exit device manufacturer, allowable by governing building codes, and approved by Architect.
9. Mount mechanism case flush on face of doors or provide spacers to fill gaps behind devices. Where glass trim or molding projects off face of door, provide glass bead kits.
10. Provide cylinder or hex-key dogging as specified at non fire-rated openings.
11. Removable Mullions: 2 inches (51 mm) x 3 inches (76 mm) steel tube. Where scheduled as keyed removable mullion, provide type that can be removed by use of a keyed cylinder, which is self-locking when re-installed.
12. Provide factory drilled weep holes for exit devices used in full exterior application, highly corrosive areas, and where noted in hardware sets.
13. Top latch mounting: double- or single-tab mount for steel doors, face mount for aluminum doors eliminating requirement of tabs, and double tab mount for wood doors.
14. Provide exit devices with optional trim designs to match other lever and pull designs used on the project.

2.09 CYLINDERS

A. Manufacturers and Products:

1. Scheduled Manufacturer and Product:
 - a. Schlage Everest 29 R
2. Acceptable Manufacturers and Products:
 - a. No Substitute

B. Requirements:

1. Provide cylinders/cores compliant with ANSI/BHMA A156.5; latest revision; cylinder face finished to match lockset; manufacturer's series as indicated. Refer to "KEYING" article, herein.
2. Provide cylinders in the below-listed configuration(s), distributed throughout the Project as indicated.
 - a. Patented Restricted Small Format: cylinder with small format interchangeable cores (SFIC) with restricted, patented keyway.
3. Patent Protection: Cylinders/cores requiring use of restricted, patented keys, patent protected.
4. Nickel silver bottom pins.

2.10 KEYING

A. Scheduled System:

1. New factory registered system:
 - a. Provide a factory registered keying system, complying with guidelines in ANSI/BHMA A156.28, incorporating decisions made at keying conference.

B. Requirements:

1. Construction Keying:
 - a. Replaceable Construction Cores. – None needed
2. Permanent Keying:
 - a. Provide permanent cylinders/cores keyed by the manufacturer according to the following key system.
 - 1) Master Keying system as directed by the Owner.
 - b. Forward bitting list and keys separately from cylinders, by means as directed by Owner. Failure to comply with forwarding requirements will be cause for replacement of cylinders/cores involved at no additional cost to Owner.
 - c. Provide keys with the following features:
 - 1) Material: Nickel silver; minimum thickness of .107-inch (2.3mm)
 - 2) Patent Protection: Keys and blanks protected by one or more utility patent(s).
 - d. Identification:
 - 1) Mark permanent cylinders/cores and keys with applicable blind code for identification. Do not provide blind code marks with actual key cuts.
 - 2) Identification stamping provisions must be approved by the Architect and Owner.
 - 3) Stamp cylinders/cores and keys with Owner's unique key system facility code as established by the manufacturer; key symbol and embossed or stamped with "DO NOT DUPLICATE" along with the "PATENTED" or patent number to enforce the patent protection.

- 4) Failure to comply with stamping requirements will be cause for replacement of keys involved at no additional cost to Owner.
- 5) Forward permanent cylinders/cores to Owner, separately from keys, by means as directed by Owner.
- e. Quantity: Furnish in the following quantities.
 - 1) Permanent Control Keys: 3.
 - 2) Master Keys: 6.
 - 3) Change (Day) Keys: 3 per cylinder/core that is keyed differently
 - 4) Key Blanks: Quantity as determined in the keying meeting.

2.11 KEY CONTROL SYSTEM

A. Manufacturers:

- 1. Scheduled Manufacturer:
 - a. Telkee
- 2. Acceptable Manufacturers:
 - a. No Substitute
 - b. HPC
 - c. Lund

B. Requirements:

- 1. Provide key control system, including envelopes, labels, tags with self-locking key clips, receipt forms, 3-way visible card index, temporary markers, permanent markers, and standard metal cabinet, all as recommended by system manufacturer, with capacity for 150% of number of locks required for Project.
 - a. Provide complete cross index system set up by hardware supplier, and place keys on markers and hooks in cabinet as determined by final key schedule.
 - b. Provide hinged-panel type cabinet for wall mounting.

2.12 DOOR CLOSERS

A. Manufacturers and Products:

- 1. Scheduled Manufacturer and Product:
 - a. LCN 4040XP series
- 2. Acceptable Manufacturers and Products:
 - a. No Substitute

B. Requirements:

- 1. Provide door closers conforming to ANSI/BHMA A156.4 Grade 1 requirements by BHMA certified independent testing laboratory. ISO 9000 certify closers. Stamp units with date of manufacture code.
- 2. Provide door closers with fully hydraulic, full rack and pinion action with high strength cast iron cylinder, and full complement bearings at shaft.
- 3. Cylinder Body: 1-1/2-inch (38 mm) diameter piston with 5/8-inch (16 mm) diameter double heat-treated pinion journal. QR code with a direct link to maintenance instructions.
- 4. Hydraulic Fluid: Fireproof, passing requirements of UL10C, and requiring no seasonal closer adjustment for temperatures ranging from 120 degrees F to -30 degrees F.

5. Spring Power: Continuously adjustable over full range of closer sizes, and providing reduced opening force as required by accessibility codes and standards. Provide snap-on cover clip, with plastic covers, that secures cover to spring tube.
6. Hydraulic Regulation: By tamper-proof, non-critical valves, with separate adjustment for latch speed, general speed, and backcheck. Provide graphically labelled instructions on the closer body adjacent to each adjustment valve. Provide positive stop on reg valve that prevents reg screw from being backed out.
7. Provide closers with solid forged steel main arms and factory assembled heavy-duty forged forearms for parallel arm closers.
8. Pressure Relief Valve (PRV) Technology: Not permitted.
9. Finish for Closer Cylinders, Arms, Adapter Plates, and Metal Covers: Powder coating finish which has been certified to exceed 100 hours salt spray testing as described in ANSI Standard A156.4 and ASTM B117, or has special rust inhibitor (SRI).
10. Provide special templates, drop plates, mounting brackets, or adapters for arms as required for details, overhead stops, and other door hardware items interfering with closer mounting.
11. Closers shall be capable of being upgraded by adding modular mechanical or electronic components in the field.

2.13 DOOR TRIM

A. Manufacturers:

1. Scheduled Manufacturer:
 - a. Ives
2. Acceptable Manufacturers:
 - a. Burns
 - b. Trimco
 - c. Rockwood

B. Requirements:

1. Provide push plates, push bars, pull plates, pulls, and hands-free reversible door pulls with diameter and length as scheduled.

2.14 PROTECTION PLATES

A. Manufacturers:

1. Scheduled Manufacturer:
 - a. Ives
2. Acceptable Manufacturers:
 - a. Burns
 - b. Trimco
 - c. Rockwood

B. Requirements:

1. Provide protection plates with a minimum of 0.050 inch (1 mm) thick, beveled four edges as scheduled. Furnish with sheet metal or wood screws, finished to match plates.

2. Sizes plates 2 inches (51 mm) less width of door on single doors, pairs of doors with a mullion, and doors with edge guards. Size plates 1 inch (25 mm) less width of door on pairs without a mullion or edge guards.
3. At fire rated doors, provide protection plates over 16 inches high with UL label.

2.15 OVERHEAD STOPS AND OVERHEAD STOP/HOLDERS

A. Manufacturers:

1. Scheduled Manufacturers:
 - a. Glynn-Johnson
2. Acceptable Manufacturers:
 - a. Rixson
 - b. Sargent
 - c. ABH

B. Requirements:

1. Provide overhead stop at any door where conditions do not allow for a wall stop or floor stop presents tripping hazard.

2.16 DOOR STOPS AND HOLDERS

A. Manufacturers:

1. Scheduled Manufacturer:
 - a. Ives
2. Acceptable Manufacturers:
 - a. Burns
 - b. Trimco
 - c. Rockwood

B. Provide door stops at each door leaf:

1. Provide wall stops wherever possible. Provide concave type where lockset has a push button of thumbturn.
2. Where a wall stop cannot be used, provide universal floor stops.
3. Where wall or floor stop cannot be used, provide overhead stop.
4. Provide roller bumper where doors open into each other and overhead stop cannot be used.

2.17 THRESHOLDS, SEALS, DOOR SWEEPS, AUTOMATIC DOOR BOTTOMS, AND GASKETING

A. Manufacturers:

1. Scheduled Manufacturer:
 - a. Zero International
2. Acceptable Manufacturers:

- a. National Guard
- b. Reese
- c. Pemko

B. Requirements:

- 1. Provide thresholds, weather-stripping, and gasketing systems as specified and per architectural details. Match finish of other items.
- 2. Smoke- and Draft-Control Door Assemblies: Where smoke- and draft-control door assemblies are required, provide door hardware that meets requirements of assemblies tested according to UL 1784 and installed in compliance with NFPA 105.
- 3. Provide door sweeps, seals, astragals, and auto door bottoms only of type where resilient or flexible seal strip is easily replaceable and readily available.
- 4. Size thresholds 1/2 inch (13 mm) high by 5 inches (127 mm) wide by door width unless otherwise specified in the hardware sets or detailed in the drawings.

2.18 SILENCERS

A. Manufacturers:

- 1. Scheduled Manufacturer:
 - a. Ives
- 2. Acceptable Manufacturers:
 - a. Burns
 - b. Rockwood
 - c. Trimco

B. Requirements:

- 1. Provide "push-in" type silencers for hollow metal or wood frames.
- 2. Provide one silencer per 30 inches (762 mm) of height on each single frame, and two for each pair frame.
- 3. Omit where gasketing is specified.

2.19 FINISHES

A. FINISH: BHMA 626/652 (US26D); EXCEPT:

- 1. Hinges at Exterior Doors: BHMA 630 (US32D)
- 2. Aluminum Geared Continuous Hinges: BHMA 628 (US28)
- 3. Push Plates, Pulls, and Push Bars: BHMA 630 (US32D)
- 4. Protection Plates: BHMA 630 (US32D)
- 5. Overhead Stops and Holders: BHMA 630 (US32D)
- 6. Door Closers: Powder Coat to Match
- 7. Wall Stops: BHMA 630 (US32D)
- 8. Latch Protectors: BHMA 630 (US32D)
- 9. Weatherstripping: Clear Anodized Aluminum
- 10. Thresholds: Mill Finish Aluminum

PART 3 - EXECUTION

3.01 EXAMINATION

- A. Prior to installation of hardware, examine doors and frames, with Installer present, for compliance with requirements for installation tolerances, labeled fire-rated door assembly construction, wall and floor construction, and other conditions affecting performance. Verify doors, frames, and walls have been properly reinforced for hardware installation.
- B. Submit a list of deficiencies in writing and proceed with installation only after unsatisfactory conditions have been corrected.

3.02 INSTALLATION

- A. Mount door hardware units at heights to comply with the following, unless otherwise indicated or required to comply with governing regulations.
 - 1. Standard Steel Doors and Frames: ANSI/SDI A250.8.
 - 2. Custom Steel Doors and Frames: HMMA 831.
 - 3. Interior Architectural Wood Flush Doors: ANSI/WDMA I.S. 1A
 - 4. Installation Guide for Doors and Hardware: DHI TDH-007-20
- B. Install door hardware in accordance with NFPA 80, NFPA 101 and provide post-install inspection, testing as specified in section 1.03.E unless otherwise required to comply with governing regulations.
- C. Install each hardware item in compliance with manufacturer's instructions and recommendations, using only fasteners provided by manufacturer.
- D. Do not install surface mounted items until finishes have been completed on substrate. Protect all installed hardware during painting.
- E. Set units level, plumb and true to line and location. Adjust and reinforce attachment substrate as necessary for proper installation and operation.
- F. Drill and countersink units that are not factory prepared for anchorage fasteners. Space fasteners and anchors according to industry standards.
- G. Install operating parts so they move freely and smoothly without binding, sticking, or excessive clearance.
- H. Hinges: Install types and in quantities indicated in door hardware schedule but not fewer than quantity recommended by manufacturer for application indicated.
- I. Lock Cylinders:
 - 1. Install construction cores to secure building and areas during construction period.
 - 2. Replace construction cores with permanent cores as indicated in keying section.
 - 3. Furnish permanent cores to Owner for installation.
- J. Key Control System: Tag keys and place them on markers and hooks in key control system cabinet, as determined by final keying schedule.

- K. Door Closers & Auto Operators: Mount closers/operators on room side of corridor doors, inside of exterior doors, and stair side of stairway doors from corridors. Mount closers/operators so they are not visible in corridors, lobbies and other public spaces unless approved by Architect.
- L. Overhead Stops/Holders: Mount overhead stops/holders on room side of corridor doors, inside of exterior doors, and stair side of stairway doors.
- M. Stops: Provide floor stops for doors unless wall or other type stops are indicated in door hardware schedule. Do not mount floor stops where they may impede traffic or present tripping hazard.
- N. Perimeter Gasketing: Apply to head and jamb, forming seal between door and frame.
- O. Meeting Stile Gasketing: Fasten to meeting stiles, forming seal when doors are closed.

3.03 ADJUSTING

- A. Initial Adjustment: Adjust and check each operating item of door hardware and each door to ensure proper operation or function of every unit. Replace units that cannot be adjusted to operate as intended. Adjust door control devices to compensate for final operation of heating and ventilating equipment and to comply with referenced accessibility requirements.
 - 1. Door Closers: Adjust sweep period to comply with accessibility requirements and requirements of authorities having jurisdiction.
- B. Occupancy Adjustment: Approximately three to six months after date of Substantial Completion, examine and readjust each item of door hardware, including adjusting operating forces, as necessary to ensure function of doors and door hardware.

3.04 CLEANING AND PROTECTION

- A. Clean adjacent surfaces soiled by door hardware installation.
- B. Clean operating items per manufacturer's instructions to restore proper function and finish.
- C. Provide final protection and maintain conditions that ensure door hardware is without damage or deterioration at time of Substantial Completion.

3.05 DOOR HARDWARE SCHEDULE

- A. The intent of the hardware specification is to specify the hardware for interior and exterior doors, and to establish a type, continuity, and standard of quality. However, it is the door hardware supplier's responsibility to thoroughly review existing conditions, schedules, specifications, drawings, and other Contract Documents to verify the suitability of the hardware specified.

- B. Discrepancies, conflicting hardware, and missing items are to be brought to the attention of the architect with corrections made prior to the bidding process. Omitted items not included in a hardware set should be scheduled with the appropriate additional hardware required for proper application.
- C. Hardware items are referenced in the following hardware schedule. Refer to the above specifications for special features, options, cylinders/keying, and other requirements.
- D. Hardware Sets:

120263 OPT0391652

V4 5/1/2025 vs. V5 6/11/2025

Legend:

↗ Electrified Opening

Building	Door#	HwSet#
WARREN	WAR B INTERIOR VESTIBULE 2	06
WARREN	WAR FREEZER	08
WARREN	WAR FROM 101 TO 102	05
ADMIN	ADM-1	01
ADMIN	ADM-2	01
ADMIN	ADM-3	01
ADMIN	ADM-4	01
ATHLETICS	ATH BAS-1	27
ATHLETICS	ATH BAS-2	01
ATHLETICS	ATH BAS-3	01
ATHLETICS	ATH BAS-4	28
ATHLETICS	ATH BAS-5	28
ATHLETICS	ATH FOO-1	01
ATHLETICS	ATH FOO-2	01
ATHLETICS	ATH FOO-3	01
ATHLETICS	ATH FOO-4	04
ATHLETICS	ATH FOO-5	04
ATHLETICS	ATH FOO-6	01
ATHLETICS	ATH FOO-7	01
ATHLETICS	ATH FOO-8	01
ATHLETICS	ATH FOO-9	28
ATHLETICS	ATH FOO-10	01
ATHLETICS	ATH FOO-11	01
ATHLETICS	ATH FOO-12	01
ATHLETICS	ATH FOO-13	01
ATHLETICS	ATH FOO-14	01
ATHLETICS	ATH FOO-15	01
ATHLETICS	ATH FOO-16	01
ATHLETICS	ATH FOO-17	08
ATHLETICS	ATH FOO-18	01
ATHLETICS	ATH FOO-19	01
ATHLETICS	ATH FOO-20	01
ATHLETICS	ATH FOO-21	29
ATHLETICS	ATH FOO-22	29
ATHLETICS	ATH FOO-23	01
ATHLETICS	ATH FOO-24	01
ATHLETICS	ATH FOO-25	01
ATHLETICS	ATH FOO-26	01

Building	Door#	HwSet#
ATHLETICS	ATH FOO-27	08
ATHLETICS	ATH FOO-28	01
ATHLETICS	ATH FOO-29	01
ATHLETICS	ATH FOO-30	01
ATHLETICS	ATH GATES	30
ATHLETICS	ATH SOF-1	01
ATHLETICS	ATH SOF-2	01
ATHLETICS	<u>ATH SOF-3</u> (ATH SOF-2)	01
ATHLETICS	ATH TEN-1	01
ATTIC STOCK	ATTIC STOCK	31
JOHNSTON	JOH-102	01
JOHNSTON	JOH-103	01
JOHNSTON	JOH-104	01
JOHNSTON	JOH-105	01
JOHNSTON	JOH-106	01
JOHNSTON	JOH-107	01
JOHNSTON	<u>JOH-108.A</u> (JOH-108)	01
JOHNSTON	<u>JOH-108.B</u> (JOH-108 BATHROOM)	07
JOHNSTON	JOH-109	01
JOHNSTON	JOH-110	08
JOHNSTON	JOH-111	08
JOHNSTON	JOH-112	08
JOHNSTON	JOH-113	01
JOHNSTON	<u>JOH-117.A</u> (JOH-117)	01
JOHNSTON	<u>JOH-117.B</u> (JOH-117 BATHROOM)	33
JOHNSTON	JOH-119.A	08
JOHNSTON	JOH-119.B	08
JOHNSTON	JOH-120	01
JOHNSTON	JOH-121	01
JOHNSTON	JOH-122	01
JOHNSTON	JOH-123	01
JOHNSTON	<u>JOH-125.1</u> (JOH-B.1 INTERIOR)	02
<u>JOHNSTON</u>	<u>JOH-125.2</u>	<u>05</u>
JOHNSTON	JOH-126	32
JOHNSTON	JOH-127	08
JOHNSTON	JOH-128	08
JOHNSTON	JOH-129	08
JOHNSTON	JOH-130	01
JOHNSTON	JOH-131	01
JOHNSTON	JOH-132.A	01
JOHNSTON	JOH-132.B	34
JOHNSTON	JOH-132.C	07

Building	Door#	HwSet#
JOHNSTON	JOH-133	01
JOHNSTON	JOH-134	01
JOHNSTON	JOH-135	01
JOHNSTON	JOH-136	01
JOHNSTON	JOH-137	01
JOHNSTON	JOH-138	01
JOHNSTON	JOH-140	01
JOHNSTON	JOH-141	08
JOHNSTON	JOH-142	08
JOHNSTON	JOH-145	01
JOHNSTON	<u>JOH-145.A</u> (JOH-100 HALLWAY B)	02
JOHNSTON	<u>JOH-145.B</u> (JOH-100 HALLWAY A)	02
JOHNSTON	JOH-146.A	17
JOHNSTON	JOH-146.B	08
JOHNSTON	JOH-148	01
JOHNSTON	JOH-149	01
JOHNSTON	JOH-150	01
JOHNSTON	JOH-151	08
JOHNSTON	JOH-152	03
JOHNSTON	JOH-155	03
JOHNSTON	<u>JOH-156.A</u> (JOH-156.B)	01
JOHNSTON	JOH-156.B	01
JOHNSTON	JOH-157.A	17
JOHNSTON	JOH-157.B	01
JOHNSTON	<u>JOH-158.A</u> (JOH-158)	01
JOHNSTON	<u>JOH-158.B</u> (JOH-FROM 158 TO 159)	01
JOHNSTON	JOH-159	01
JOHNSTON	<u>JOH-160.A</u> (JOH-160)	01
JOHNSTON	<u>JOH-160.B</u> (JOH-FROM 159 TO 160)	01
JOHNSTON	JOH-161	01
JOHNSTON	JOH-162	01
JOHNSTON	JOH-163	01
JOHNSTON	JOH-164	08
JOHNSTON	<u>JOH-165.A</u> (JOH-FROM 165 TO CAFETERIA)	01
JOHNSTON	<u>JOH-165.B</u> (JOH-165)	01
JOHNSTON	JOH-166	01
JOHNSTON	JOH-167	01
JOHNSTON	JOH-168	01
JOHNSTON	JOH-169	01
JOHNSTON	JOH-171	08

Building	Door#	HwSet#
JOHNSTON	JOH-173	01
JOHNSTON	JOH-174	01
JOHNSTON	JOH-175	01
JOHNSTON	JOH-176	01
JOHNSTON	JOH-177	01
JOHNSTON	JOH-178	01
JOHNSTON	JOH-179	01
JOHNSTON	<u>JOH-180.A</u> (JOH-180)	01
JOHNSTON	<u>JOH-180.B</u> (JOH-SERVER ROOM)	01
JOHNSTON	JOH-181.A	35
JOHNSTON	JOH-181.B	01
JOHNSTON	JOH-182	01
JOHNSTON	JOH-183	32
JOHNSTON	<u>JOH-184.A</u> (JOH-184)	04
JOHNSTON	JOH-184.B	04
JOHNSTON	JOH-185	01
JOHNSTON	JOH-188	28
JOHNSTON	JOH-191	28
JOHNSTON	JOH-192	17
JOHNSTON	JOH-193	01
JOHNSTON	JOH-194	01
JOHNSTON	JOH-195	01
JOHNSTON	JOH-196	01
JOHNSTON	JOH-197	32
JOHNSTON	JOH-198	01
JOHNSTON	JOH-199	01
JOHNSTON	JOH-A	01
JOHNSTON	JOH-B.1	02
JOHNSTON	JOH-B.2	06
JOHNSTON	JOH-C.1	06
JOHNSTON	JOH-C.2	25
JOHNSTON	JOH-D	36
JOHNSTON	JOH-E	01
JOHNSTON	JOH-F	06
JOHNSTON	JOH-G	37
JOHNSTON	JOH-H	12
JOHNSTON	JOH-I	06
JOHNSTON	JOH-J.1	36
JOHNSTON	JOH-J.2	06
JOHNSTON	<u>JOH-K.1</u> (JOH-FROM CAFETERIA TO COURTYARD)	32
JOHNSTON	<u>JOH-K.2</u> (JOH-FROM HALLWAY 182 TO ENCLOSED COURTYARD)	12

Building	Door#	HwSet#
JOHNSTON	JOH-X.1	38
MERKLEY	MER A-102	01
MERKLEY	MER A-104	08
MERKLEY	MER A-105	08
MERKLEY	MER A-107	01
MERKLEY	MER A-108	08
MERKLEY	MER A-109	08
MERKLEY	MER A-110	01
MERKLEY	MER A-111	01
MERKLEY	MER A-111B	08
MERKLEY	MER A-111C	08
MERKLEY	MER A-114	01
MERKLEY	MER A-115	01
MERKLEY	MER A-116	01
MERKLEY	MER A-117	08
MERKLEY	MER A-118	01
MERKLEY	MER A-119	08
MERKLEY	MER A-120	01
MERKLEY	MER A-121	01
MERKLEY	MER A-123	01
MERKLEY	MER A-124	01
MERKLEY	MER A-125	01
MERKLEY	MER A-126	08
MERKLEY	MER A-127	01
MERKLEY	MER A-128	08
MERKLEY	MER A-129	01
MERKLEY	MER A-130	08
MERKLEY	MER A-132	01
MERKLEY	MER B-133	01
MERKLEY	MER B-133A	01
MERKLEY	MER B-134	39
MERKLEY	MER B-136A	01
MERKLEY	MER B-136B	01
MERKLEY	MER B-137	32
MERKLEY	MER B-138	32
MERKLEY	MER B-139A	05
MERKLEY	MER B-139B	05
MERKLEY	MER B-140	01
MERKLEY	MER B-141	01
MERKLEY	MER B-142A	01
MERKLEY	MER B-145	01
MERKLEY	MER B-146	01
MERKLEY	MER B-147	01
MERKLEY	MER B-148	01
MERKLEY	MER C-150A	01

Building	Door#	HwSet#
MERKLEY	MER C-150B	01
MERKLEY	MER C-151A	01
MERKLEY	MER C-151B	01
MERKLEY	MER C-152	06
MERKLEY	MER C-153A	02
MERKLEY	MER C-153A (MER CAFETERIA 4)	02
MERKLEY	MER C-153B	01
MERKLEY	MER C-153C	01
MERKLEY	MER C-155 (MER GYM STORAGE/EQUIPMENT/OFFICE)	02
MERKLEY	MER C-156	01
MERKLEY	MER C-157	01
MERKLEY	MER C-158A	06
MERKLEY	MER C-158B	06
MERKLEY	MER C-159	02
<u>MERKLEY</u>	<u>MER C-160A</u>	<u>05</u>
<u>MERKLEY</u>	<u>MER C-160B</u>	<u>05</u>
MERKLEY	MER C-160C (MER FROM VESTIBULE INTO OFFICE)	01
MERKLEY	MER C-171	06
MERKLEY	MER C-175	01
MERKLEY	MER C-176	01
MERKLEY	MER C-177	01
MERKLEY	MER C-179A	01
MERKLEY	MER C-179B.1	01
MERKLEY	MER C-179B.2	01
MERKLEY	MER C-179C (MER C-179D)	08
MERKLEY	MER C-179E	01
MERKLEY	MER C-179F	01
MERKLEY	MER C-179G (MER NURSE RESTROOM)	08
MERKLEY	MER C-180	01
MERKLEY	MER-A.1	02
MERKLEY	MER-A.2	06
MERKLEY	MER-B	02
MERKLEY	MER-C	02
MERKLEY	MER-C.1	01
MERKLEY	MER-D.1	02
MERKLEY	MER-D.2	02
MERKLEY	MER-E	06
MERKLEY	MER-F	06
MERKLEY	MER-G	06
MERKLEY	MER-H	06

Building	Door#	HwSet#
MS/HS	5	01
MS/HS	5A	01
MS/HS	5B	01
MS/HS	6	01
MS/HS	6A	01
MS/HS	7	01
MS/HS	8	02
MS/HS	8A	01
MS/HS	8B	03
MS/HS	8C	01
MS/HS	9	01
MS/HS	9A	01
MS/HS	10	04
MS/HS	11	04
MS/HS	12	01
MS/HS	12A	01
MS/HS	13	01
MS/HS	13A	01
MS/HS	14	01
MS/HS	14A	01
MS/HS	15	01
MS/HS	15A	01
MS/HS	16	01
MS/HS	16A	01
MS/HS	17	01
MS/HS	17A	01
MS/HS	18	01
MS/HS	18A	01
MS/HS	19	01
MS/HS	19A	01
MS/HS	20	01
MS/HS	20A	01
MS/HS	21	01
MS/HS	21A	01
MS/HS	22	04
MS/HS	22A	01
MS/HS	23	01
MS/HS	23A	01
MS/HS	24	04
MS/HS	24A	01
MS/HS	25	01
MS/HS	25A	01
MS/HS	26	04
MS/HS	26A	01
MS/HS	27	01

Building	Door#	HwSet#
MS/HS	27A	01
MS/HS	28	01
MS/HS	28A	01
MS/HS	29	01
MS/HS	29A	01
MS/HS	30	01
MS/HS	30A	01
MS/HS	31	01
MS/HS	31A	01
MS/HS	31B	01
MS/HS	32	01
MS/HS	32A	02
MS/HS	32B	01
MS/HS	33	01
MS/HS	33A	01
MS/HS	34	01
MS/HS	34A	01
MS/HS	35	01
MS/HS	35A	01
MS/HS	35B	01
MS/HS	35C	01
MS/HS	36	04
MS/HS	36A	01
MS/HS	36B	01
MS/HS	37	01
MS/HS	37A	01
MS/HS	38	01
MS/HS	38A	01
MS/HS	40	01
MS/HS	40A	01
MS/HS	41	01
MS/HS	41A	04
MS/HS	42	01
MS/HS	42A	01
MS/HS	43	01
MS/HS	44	01
MS/HS	44A	01
MS/HS	50	01
MS/HS	50A	01
MS/HS	50B	01
MS/HS	50C	01
MS/HS	50D	01
MS/HS	50E	01
MS/HS	51	01
MS/HS	51A	01

Building	Door#	HwSet#
MS/HS	51B	01
MS/HS	51C	01
MS/HS	52	01
MS/HS	53	01
MS/HS	54	01
MS/HS	55	01
MS/HS	56	01
MS/HS	57	01
MS/HS	58	01
MS/HS	59	01
MS/HS	60	01
MS/HS	61	02
MS/HS	61A	02
MS/HS	62A	01
MS/HS	62B	01
MS/HS	62C	01
MS/HS	62D	01
MS/HS	62E	01
MS/HS	63	01
MS/HS	63A	01
MS/HS	63B	01
MS/HS	63C	02
MS/HS	64	01
MS/HS	66	05
MS/HS	67	06
MS/HS	68	05
MS/HS	69	01
MS/HS	70	01
MS/HS	70A	07
MS/HS	71	01
MS/HS	72	01
MS/HS	72A	01
MS/HS	73	01
MS/HS	75	01
MS/HS	76	01
MS/HS	76A	08
MS/HS	77	01
MS/HS	78	06
MS/HS	79	05
MS/HS	80	06
MS/HS	81	06
MS/HS	82	05
MS/HS	82A	06
MS/HS	84	05
MS/HS	84A	06

Building	Door#	HwSet#
MS/HS	85	01
MS/HS	86	01
MS/HS	86A	01
MS/HS	86B	01
MS/HS	88	01
MS/HS	88A	01
MS/HS	89	01
MS/HS	89A	01
MS/HS	89B	01
MS/HS	90	01
MS/HS	90A	01
MS/HS	91	06
MS/HS	92	05
MS/HS	92A	05
MS/HS	94	05
MS/HS	96	06
MS/HS	99	05
MS/HS	100	01
MS/HS	100A	01
MS/HS	101	06
MS/HS	102	01
MS/HS	102A	01
MS/HS	103	01
MS/HS	104	01
MS/HS	104A	01
MS/HS	104B	01
MS/HS	105	01
MS/HS	106	01
MS/HS	107	01
MS/HS	107A	03
MS/HS	108	01
MS/HS	108A	01
MS/HS	108B	01
MS/HS	109	05
MS/HS	110	01
MS/HS	111	05
MS/HS	111A	05
MS/HS	111B (233)	06
MS/HS	111C (230)	02
MS/HS	112	01
MS/HS	113	01
MS/HS	114	01
MS/HS	115	05
MS/HS	116	01
MS/HS	117	03

Building	Door#	HwSet#
MS/HS	118	01
MS/HS	118A	01
MS/HS	119	02
MS/HS	119A	09
MS/HS	119B	02
MS/HS	119C	01
MS/HS	119D	01
MS/HS	119E	01
MS/HS	119F	01
MS/HS	119G	01
MS/HS	119H	01
MS/HS	120	01
MS/HS	120A	08
MS/HS	120B	01
MS/HS	120C	01
MS/HS	121	01
MS/HS	121A	01
MS/HS	122	01
MS/HS	122A	01
MS/HS	123	01
MS/HS	123A	01
MS/HS	124	01
MS/HS	124B	01
MS/HS	125	06
MS/HS	126	01
MS/HS	126A	01
MS/HS	127	01
MS/HS	127A	01
MS/HS	127B	01
MS/HS	128	01
MS/HS	128A	01
MS/HS	129	01
MS/HS	129A	01
MS/HS	130	01
MS/HS	130A	01
MS/HS	131	02
MS/HS	131A	08
MS/HS	132	01
MS/HS	132A	01
MS/HS	134	01
MS/HS	134A	01
MS/HS	135	01
MS/HS	135A	01
MS/HS	136	01
MS/HS	136A	01

Building	Door#	HwSet#
MS/HS	137	08
MS/HS	138	01
MS/HS	138A	01
MS/HS	139	07
MS/HS	140	01
MS/HS	141	01
MS/HS	142	01
MS/HS	142A	01
MS/HS	142B	01
MS/HS	143	01
MS/HS	145	01
MS/HS	145A	08
MS/HS	146	01
MS/HS	146A	08
MS/HS	146B	01
MS/HS	147	01
MS/HS	147A	01
MS/HS	148	01
MS/HS	148A	01
MS/HS	148B	01
MS/HS	148C	01
MS/HS	149	01
MS/HS	162	08
MS/HS	200	01
MS/HS	200A	01
MS/HS	201	10
MS/HS	201A	01
MS/HS	202	01
MS/HS	203	01
MS/HS	203A	08
MS/HS	203B	08
MS/HS	204	01
MS/HS	205	05
MS/HS	206	01
MS/HS	206A	01
MS/HS	206B	01
MS/HS	207	01
MS/HS	207A	01
MS/HS	208	01
MS/HS	209	04
MS/HS	209A	01
MS/HS	209B	04
MS/HS	210	01
MS/HS	211	02
MS/HS	211A (211C)	01

Building	Door#	HwSet#
MS/HS	211B	04
MS/HS	211C	01
MS/HS	211D	08
MS/HS	211E	01
MS/HS	211D 211F	06
MS/HS	212	01
MS/HS	213	09
MS/HS	213A	01
MS/HS	213B	01
MS/HS	213C	06
MS/HS	213D	01
MS/HS	214	01
MS/HS	215	02
MS/HS	216	01
MS/HS	217	04
MS/HS	218	01
MS/HS	219	09
MS/HS	219A	04
MS/HS	219B	02
MS/HS	220	01
MS/HS	221	04
MS/HS	222	01
MS/HS	223	06
MS/HS	223A	11
MS/HS	223B	06
MS/HS	224	01
MS/HS	225	01
MS/HS	226	01
MS/HS	227	06
MS/HS	227A	09
MS/HS	227B	06
MS/HS	228	01
MS/HS	229	02
MS/HS	230	01
MS/HS	231	01
MS/HS	232	01
MS/HS	233	01
MS/HS	234	01
MS/HS	235	01
MS/HS	236	01
MS/HS	237	01
MS/HS	237A	12
MS/HS	237B	12
MS/HS	237C	01
MS/HS	238	01

Building	Door#	HwSet#
MS/HS	239	01
MS/HS	240	01
MS/HS	241	01
MS/HS	242	01
MS/HS	243	01
MS/HS	244	01
MS/HS	244A	13
MS/HS	245	01
MS/HS	246	01
MS/HS	247	02
MS/HS	247A	01
MS/HS	247B	01
MS/HS	247C	01
MS/HS	248	01
MS/HS	249	01
MS/HS	249A	01
MS/HS	250	01
MS/HS	250A	02
MS/HS	250B	02
MS/HS	250C	01
MS/HS	251	01
MS/HS	251A	08
MS/HS	251B	08
MS/HS	252	05
MS/HS	253	07
MS/HS	254	01
MS/HS	254A	07
MS/HS	255	01
MS/HS	257	05
MS/HS	258	01
MS/HS	258A	01
MS/HS	259	01
MS/HS	260	06
MS/HS	260A	06
MS/HS	260B	01
MS/HS	261	06
MS/HS	261A	06
MS/HS	261B	01
MS/HS	262	14
MS/HS	262A	06
MS/HS	262B	06
MS/HS	263	05
MS/HS	264	01
MS/HS	265	01
MS/HS	266	01

Building	Door#	HwSet#
MS/HS	267	01
MS/HS	267A	01
MS/HS	268	06
MS/HS	269	02
MS/HS	269A	15
MS/HS	269B	05
MS/HS	270	06
MS/HS	270A	06
MS/HS	271	01
MS/HS	271A	01
MS/HS	271B	01
MS/HS	271C	01
MS/HS	272	01
MS/HS	273	01
MS/HS	274	01
MS/HS	274A	01
MS/HS	274B	01
MS/HS	276	01
MS/HS	276A	01
MS/HS	277	01
MS/HS	278	01
MS/HS	279	01
MS/HS	280	05
MS/HS	281	16
MS/HS	281A	09
MS/HS	281B	04
MS/HS	281C	17
MS/HS	281D	18
MS/HS	281E	01
MS/HS	282	01
MS/HS	283	06
MS/HS	284	04
MS/HS	284A	19
MS/HS	285	01
MS/HS	286	01
MS/HS	286A	02
MS/HS	287	06
MS/HS	288	02
MS/HS	289	01
MS/HS	290	01
MS/HS	292	06
MS/HS	293	01
MS/HS	294	01
MS/HS	294A	08
MS/HS	295	01

Building	Door#	HwSet#
MS/HS	295A	08
MS/HS	297	20
MS/HS	298A	01
MS/HS	299	01
MS/HS	300	02
MS/HS	301	01
MS/HS	302	01
MS/HS	303	01
MS/HS	304	01
MS/HS	304A	01
MS/HS	305	06
MS/HS	305A	02
MS/HS	306	01
MS/HS	306A	11
MS/HS	308	01
MS/HS	308A	01
MS/HS	309	01
MS/HS	309A	01
MS/HS	310	01
MS/HS	312	01
MS/HS	313	01
MS/HS	314	01
MS/HS	316	01
MS/HS	316A	01
MS/HS	317	01
MS/HS	318	01
MS/HS	319	08
MS/HS	319A	08
MS/HS	320	01
MS/HS	321	21
MS/HS	322	01
MS/HS	323	01
MS/HS	324	01
MS/HS	326	01
MS/HS	326B	06
MS/HS	327	02
MS/HS	327A	01
MS/HS	327B	02
MS/HS	327C	02
MS/HS	328	01
MS/HS	329	01
MS/HS	329A	06
MS/HS	330	06
MS/HS	331	01
MS/HS	332	02

Building	Door#	HwSet#
MS/HS	333	22
MS/HS	333A	23
MS/HS	333B	02
MS/HS	334	02
MS/HS	334A	02
MS/HS	334B	02
MS/HS	334C	02
MS/HS	334D	02
MS/HS	334E	05
MS/HS	334F	02
MS/HS	335	01
MS/HS	336	24
MS/HS	337	01
MS/HS	338	04
MS/HS	339	06
MS/HS	339A	02
MS/HS	339B	02
MS/HS	339C	02
MS/HS	339D	02
MS/HS	339E	02
MS/HS	339F	02
MS/HS	339G	02
MS/HS	340	01
MS/HS	341	01
MS/HS	342	01
MS/HS	343 (343 OFFICE)	04
MS/HS	343.B (343)	22
MS/HS	344	02
MS/HS	345	01
MS/HS	346	01
MS/HS	346A	01
MS/HS	347	02
MS/HS	347A	02
MS/HS	348	01
MS/HS	349	04
MS/HS	349A	08
MS/HS	350	01
MS/HS	351	07
MS/HS	354	01
MS/HS	355	03
MS/HS	356	01
MS/HS	356A	01
MS/HS	357	06
MS/HS	357A	01
MS/HS	357B	06

Building	Door#	HwSet#
MS/HS	357C	01
MS/HS	357D	01
MS/HS	357E	06
MS/HS	358	07
MS/HS	359	07
MS/HS	360	06
MS/HS	361	05
MS/HS	361A	02
MS/HS	362	05
MS/HS	363	01
MS/HS	363A	06
MS/HS	363B	06
MS/HS	363C	01
MS/HS	363D	01
MS/HS	363E	02
MS/HS	363F	02
MS/HS	363G	01
MS/HS	363H	06
MS/HS	364	01
MS/HS	365	01
MS/HS	366	01
MS/HS	367	02
MS/HS	368	01
MS/HS	369	01
MS/HS	370	01
MS/HS	371	01
MS/HS	371.2	01
MS/HS	372	01
MS/HS	372A	01
MS/HS	375	08
MS/HS	376	01
MS/HS	378	06
MS/HS	378A	01
MS/HS	378B	01
MS/HS	378C	01
MS/HS	378D	01
MS/HS	379	01
MS/HS	380	01
MS/HS	380A	01
MS/HS	381	01
MS/HS	381A	01
MS/HS	382	01
MS/HS	383	01
MS/HS	384	01
MS/HS	384A	01

Building	Door#	HwSet#
MS/HS	385	01
MS/HS	386	01
MS/HS	387	02
MS/HS	389	01
MS/HS	389A	01
MS/HS	390	01
MS/HS	391	01
MS/HS	392	01
MS/HS	393	01
MS/HS	394	01
MS/HS	395	01
MS/HS	395A	07
MS/HS	395B	01
MS/HS	396	01
MS/HS	397	07
MS/HS	398	01
MS/HS	398A	01
MS/HS	399	04
MS/HS	400	01
MS/HS	400A	01
MS/HS	400B	01
MS/HS	400C	01
MS/HS	401	05
MS/HS	402	01
MS/HS	403	06
MS/HS	404	01
MS/HS	405	07
MS/HS	406	01
MS/HS	406A	01
MS/HS	407	07
MS/HS	408	01
MS/HS	409	01
MS/HS	410	01
MS/HS	412	01
MS/HS	413	01
MS/HS	413A	01
MS/HS	413B	01
MS/HS	414	01
MS/HS	414A	01
MS/HS	415	01
MS/HS	415A	01
MS/HS	416	01
MS/HS	417	01
MS/HS	418	01
MS/HS	419	01

Building	Door#	HwSet#
MS/HS	420	01
MS/HS	421	08
MS/HS	422	08
MS/HS	423	01
MS/HS	424	01
MS/HS	425	01
MS/HS	426	01
MS/HS	427	01
MS/HS	427A	01
MS/HS	427B	01
MS/HS	428	01
MS/HS	428A	01
MS/HS	429	05
MS/HS	429A	06
MS/HS	430	01
MS/HS	431	01
MS/HS	432	01
MS/HS	433	05
MS/HS	434	06
MS/HS	435	01
MS/HS	436	01
MS/HS	436A	01
MS/HS	437	06
MS/HS	438	05
MS/HS	439	01
MS/HS	440	01
MS/HS	441	08
MS/HS	441A	08
MS/HS	442	01
MS/HS	443	01
MS/HS	444	01
MS/HS	446	01
MS/HS	447	01
MS/HS	448	01
MS/HS	449	01
MS/HS	450	01
MS/HS	451	01
MS/HS	452	04
MS/HS	452A	01
MS/HS	452B	01
MS/HS	453	01
MS/HS	453A	01
MS/HS	454	01
MS/HS	455	01
MS/HS	455A	08

Building	Door#	HwSet#
MS/HS	456	11
MS/HS	456A	25
MS/HS	456B	06
MS/HS	457	05
MS/HS	458	05
MS/HS	459	06
MS/HS	460	25
MS/HS	460A	06
MS/HS	461	04
MS/HS	461A	01
MS/HS	500	01
MS/HS	500A	02
MS/HS	502	01
MS/HS	502A	01
MS/HS	504	02
MS/HS	504A	01
MS/HS	506	01
MS/HS	506A	01
MS/HS	508	02
MS/HS	508A	01
MS/HS	508B	03
MS/HS	508C	01
MS/HS	510	01
MS/HS	510A	01
MS/HS	510B	01
MS/HS	510C	03
MS/HS	510D	01
MS/HS	512	02
MS/HS	512A	01
MS/HS	512B	01
MS/HS	512C	01
MS/HS	512D	01
MS/HS	512E	02
MS/HS	512F	02
MS/HS	513	01
MS/HS	513A	01
MS/HS	514	01
MS/HS	514A	01
MS/HS	514B	02
MS/HS	514C	01
MS/HS	514D	01
MS/HS	514E	01
MS/HS	514F	01
MS/HS	514G	01
MS/HS	514H	02

Building	Door#	HwSet#
MS/HS	515	04
MS/HS	516	01
MS/HS	516A	01
MS/HS	517	01
MS/HS	517A	01
MS/HS	517B	01
MS/HS	517C	01
MS/HS	518	01
MS/HS	518A	01
MS/HS	519	01
MS/HS	520	01
MS/HS	520A	01
MS/HS	520B	10
MS/HS	521	01
MS/HS	522	09
MS/HS	522A	01
MS/HS	523	01
MS/HS	524	10
MS/HS	525	01
MS/HS	526	17
MS/HS	527	05
MS/HS	528	01
MS/HS	529	01
MS/HS	529A	07
MS/HS	530	01
MS/HS	531	01
MS/HS	531A	01
MS/HS	532	01
MS/HS	533	01
MS/HS	534	01
MS/HS	534A	01
MS/HS	535	01
MS/HS	536	08
MS/HS	537	06
MS/HS	537A	01
MS/HS	537B	01
MS/HS	539	09
MS/HS	540	02
MS/HS	541	10
MS/HS	542	01
MS/HS	543	01
MS/HS	544	02
MS/HS	544A	02
MS/HS	544B	02
MS/HS	544C	02

Building	Door#	HwSet#
MS/HS	544D	02
MS/HS	544E	02
MS/HS	546	05
MS/HS	548	05
MS/HS	550	06
MS/HS	550A	06
MS/HS	550B	06
MS/HS	550C	02
MS/HS	550D	02
MS/HS	550E	02
MS/HS	550F	02
MS/HS	551	01
MS/HS	551A	01
MS/HS	551B	01
MS/HS	551C	01
MS/HS	552	01
MS/HS	554	01
MS/HS	557	08
MS/HS	557A	01
MS/HS	558	01
MS/HS	559	01
MS/HS	560	02
MS/HS	561	02
MS/HS	565	01
MS/HS	567	01
MS/HS	568	01
MS/HS	569	01
MS/HS	570	05
MS/HS	572	02
MS/HS	572A	26
MS/HS	600	01
MS/HS	600A	01
MS/HS	601	01
MS/HS	601A	01
MS/HS	602	01
MS/HS	604	01
MS/HS	604A	01
MS/HS	606	01
MS/HS	608	01
MS/HS	608A	01
MS/HS	610	01
MS/HS	610A	01
MS/HS	612	01
MS/HS	614	01
MS/HS	614A	01

Building	Door#	HwSet#
MS/HS	616	01
MS/HS	616A	01
MS/HS	616B	01
MS/HS	618	01
MS/HS	620	01
MS/HS	620A	01
MS/HS	622	01
MS/HS	622A	01
MS/HS	622B	04
MS/HS	624	01
MS/HS	624A	01
MS/HS	626	01
MS/HS	628	01
MS/HS	630	01
MS/HS	630A	01
MS/HS	632	01
MS/HS	634	01
MS/HS	634A	01
MS/HS	634B	01
MS/HS	636	01
MS/HS	638	01
MS/HS	638A	01
MS/HS	1515	04
MS/HS	1517	01
MS/HS	1519	01
MS/HS	1521	09
MS/HS	1524	01
MS/HS	1703	01
MS/HS	B145C	08
MS/HS	B145E	08
MS/HS	K104	01
MS/HS	STAIRS UP FROM STAGE	01
SOUTHRIDGE	SOU-101	01
SOUTHRIDGE	SOU-102.A	01
SOUTHRIDGE	SOU-102.B	03
SOUTHRIDGE	SOU-103	01
SOUTHRIDGE	SOU-104	01
SOUTHRIDGE	SOU-108	01
SOUTHRIDGE	SOU-111.A	01
SOUTHRIDGE	SOU-111.B	03
SOUTHRIDGE	SOU-113	03
SOUTHRIDGE	SOU-114	08
SOUTHRIDGE	SOU-115	08
SOUTHRIDGE	SOU-116.A	01
SOUTHRIDGE	SOU-116.B	03

Building	Door#	HwSet#
SOUTHRIDGE	SOU-116.C	03
SOUTHRIDGE	SOU-117.A	01
SOUTHRIDGE	SOU-117.B	03
SOUTHRIDGE	SOU-117.C	03
SOUTHRIDGE	SOU-119.A	17
SOUTHRIDGE	SOU-119.B	01
SOUTHRIDGE	SOU-119.E	01
SOUTHRIDGE	SOU-119.F	03
SOUTHRIDGE	SOU-119.G	01
SOUTHRIDGE	SOU-119.H	03
SOUTHRIDGE	SOU-119.I	01
SOUTHRIDGE	SOU-119.J	04
SOUTHRIDGE	SOU-119.K	08
SOUTHRIDGE	SOU-119.L	08
SOUTHRIDGE	SOU-119.M	03
SOUTHRIDGE	SOU-125	01
SOUTHRIDGE	SOU-129	01
SOUTHRIDGE	SOU-130	01
SOUTHRIDGE	SOU-131	01
SOUTHRIDGE	SOU-132	01
SOUTHRIDGE	SOU-133	01
SOUTHRIDGE	SOU-134	01
SOUTHRIDGE	SOU-135	01
SOUTHRIDGE	SOU-136	01
SOUTHRIDGE	SOU-137	01
SOUTHRIDGE	SOU-138.B	08
SOUTHRIDGE	SOU-140	01
SOUTHRIDGE	SOU-141	01
SOUTHRIDGE	SOU-143	01
SOUTHRIDGE	SOU-144	01
SOUTHRIDGE	SOU-145	01
SOUTHRIDGE	SOU-146	01
SOUTHRIDGE	SOU-147	01
SOUTHRIDGE	SOU-148.A	01
SOUTHRIDGE	SOU-148.B	01
SOUTHRIDGE	SOU-148.C	40
SOUTHRIDGE	SOU-148.D	01
SOUTHRIDGE	SOU-149	02
SOUTHRIDGE	SOU-150.A	01
SOUTHRIDGE	SOU-150.B	01
SOUTHRIDGE	SOU-151	01
SOUTHRIDGE	SOU-152	01
SOUTHRIDGE	SOU-155	08
SOUTHRIDGE	SOU-156	01
SOUTHRIDGE	SOU-157	01

Building	Door#	HwSet#
SOUTHRIDGE	SOU-159	01
SOUTHRIDGE	SOU-160	01
SOUTHRIDGE	SOU-161	01
SOUTHRIDGE	SOU-162	01
SOUTHRIDGE	SOU-163	01
SOUTHRIDGE	SOU-164	01
SOUTHRIDGE	SOU-165	01
SOUTHRIDGE	SOU-166	08
SOUTHRIDGE	SOU-169	01
SOUTHRIDGE	SOU-170	01
SOUTHRIDGE	SOU-171	01
SOUTHRIDGE	SOU-172	01
SOUTHRIDGE	SOU-173	01
SOUTHRIDGE	SOU-174.A	01
SOUTHRIDGE	SOU-174.B	08
SOUTHRIDGE	SOU-175	08
SOUTHRIDGE	SOU-176.A	03
SOUTHRIDGE	SOU-176.B	03
SOUTHRIDGE	SOU-177	03
SOUTHRIDGE	SOU-178.A	17
SOUTHRIDGE	SOU-178.B	17
SOUTHRIDGE	SOU-179	01
SOUTHRIDGE	SOU-183	01
SOUTHRIDGE	SOU-184	01
<u>SOUTHRIDGE</u>	<u>SOU-187</u>	<u>08</u>
SOUTHRIDGE	SOU-188	03
SOUTHRIDGE	SOU-189	01
SOUTHRIDGE	SOU-190	01
SOUTHRIDGE	SOU-191	17
SOUTHRIDGE	SOU-192	01
SOUTHRIDGE	SOU-193.A	03
SOUTHRIDGE	SOU-193.B	03
SOUTHRIDGE	SOU-194	01
SOUTHRIDGE	SOU-195	01
SOUTHRIDGE	SOU-196	01
SOUTHRIDGE	SOU-197	01
SOUTHRIDGE	SOU-198	01
SOUTHRIDGE	SOU-200	01
SOUTHRIDGE	SOU-201.A	01
SOUTHRIDGE	SOU-201.B	08
SOUTHRIDGE	SOU-203.A	08
SOUTHRIDGE	SOU-203.B	01
SOUTHRIDGE	SOU-204	08
SOUTHRIDGE	SOU-205.A	01
SOUTHRIDGE	SOU-205.B	01

Building	Door#	HwSet#
SOUTHRIDGE	SOU-A	06
SOUTHRIDGE	SOU-B	12
SOUTHRIDGE	SOU-C	02
SOUTHRIDGE	SOU-C.1	01
SOUTHRIDGE	SOU-D	01
SOUTHRIDGE	SOU-E	06
SOUTHRIDGE	SOU-F	06
SOUTHRIDGE	SOU-G.1	06
SOUTHRIDGE	SOU-G.2	25
SOUTHRIDGE	SOU-H	06
SOUTHRIDGE	SOU-I	06
SOUTHRIDGE	SOU-J	06
SOUTHRIDGE	SOU-M	06
SOUTHRIDGE	SOU-N	06
TRANSPORTATION	TRA-1	41
TRANSPORTATION	TRA-2	41
TRANSPORTATION	TRA-3	41
<u>TRANSPORTATION</u>	<u>TRA-4</u>	<u>41</u>
TRANSPORTATION	TRA-5	01
TRANSPORTATION	TRA-6	42
TRANSPORTATION	TRA-7	41
TRANSPORTATION	TRA-8	01
TRANSPORTATION	TRA-9	41
TRANSPORTATION	TRA-10	41
TRANSPORTATION	TRA-11	41
TRANSPORTATION	TRA-12	41
TRANSPORTATION	TRA-13	01
TRANSPORTATION	TRA-14	41
TRANSPORTATION	TRA-15	41
TRANSPORTATION	TRA-16	01
TRANSPORTATION	TRA-17	41
TRANSPORTATION	TRA-18	41
TRANSPORTATION	TRA-19	41
TRANSPORTATION	TRA-20	01
TRANSPORTATION	TRA-21	01
TRANSPORTATION	TRA-22	41
TRANSPORTATION	TRA-23	41
TRANSPORTATION	TRA-24	01
TRANSPORTATION	<u>TRA-25</u> (TRA-V)	01
WARREN	WAR A100A	01
WARREN	WAR A100B	01
WARREN	WAR A100C	35
WARREN	<u>WAR A101.B</u> (WAR-B INTERIOR VESTIBULE 1)	06
WARREN	WAR A102	01

Building	Door#	HwSet#
WARREN	WAR A103	01
WARREN	WAR A104.C	05
WARREN	WAR A105	01
WARREN	WAR A107	01
WARREN	WAR A109	01
<u>WARREN</u>	<u>WAR A110</u>	<u>08</u>
WARREN	WAR A111.A	02
WARREN	<u>WAR A111.B</u> (WAR A111B)	02
WARREN	<u>WAR A111.C</u> (WAR GYM STORAGE)	01
WARREN	WAR A112	08
WARREN	WAR A113	02
WARREN	WAR A114	02
WARREN	WAR A115	02
WARREN	WAR A116	08
WARREN	WAR A117.A	08
WARREN	WAR A117.B	01
WARREN	WAR A119.A	05
WARREN	WAR A119B	05
WARREN	WAR A120	01
WARREN	WAR A122	43
WARREN	WAR A123.A	08
WARREN	WAR A123.B	01
WARREN	WAR A126B	32
WARREN	WAR A127.A	01
WARREN	WAR A127.B	01
WARREN	WAR A128	08
WARREN	WAR A130B	44
WARREN	WAR A131	01
WARREN	<u>WAR A132.A</u> (WAR KITCHEN STORAGEA132.A)	01
WARREN	WAR A138	04
WARREN	WAR A209B	01
WARREN	WAR B149	01
WARREN	WAR B150	01
WARREN	WAR B152	08
WARREN	WAR B154	35
WARREN	WAR B156	08
WARREN	WAR B157	<u>06</u> (01)
WARREN	<u>WAR B165</u> (WAR FROM OFFICE TO HALLWAY)	01
WARREN	WAR B170	08
WARREN	WAR B200	06
WARREN	WAR B201	01
WARREN	WAR B202	01

Building	Door#	HwSet#
WARREN	WAR B203	01
WARREN	WAR B204A	01
WARREN	WAR B204B	01
WARREN	WAR B205A	01
WARREN	WAR B205B	01
WARREN	WAR B206A	01
WARREN	WAR B206B	01
WARREN	WAR B207	01
WARREN	WAR B208	01
WARREN	WAR C121	05
WARREN	WAR C180.B	08
WARREN	WAR C300.1	05
WARREN	WAR C300.2	06
WARREN	WAR C300.3	01
WARREN	WAR C300.4	01
WARREN	WAR C300.5	01
WARREN	WAR C300A	01
WARREN	WAR C300B	08
WARREN	WAR C300C	08
WARREN	WAR C301	01
WARREN	WAR C302A	01
WARREN	WAR C302B	01
WARREN	WAR C303	01
WARREN	WAR C304A	01
WARREN	WAR C304B	32
WARREN	WAR C305A	01
WARREN	WAR C305B	01
WARREN	WAR C307A	01
WARREN	WAR C307B	01
WARREN	WAR C308	01
WARREN	WAR C309A	01
WARREN	WAR C310	01
WARREN	WAR D100B	08
WARREN	WAR D101A	01
WARREN	WAR D101B	01
WARREN	WAR D101C	08
WARREN	WAR D101D	01
WARREN	WAR D102A	01
WARREN	WAR D102B	01
WARREN	WAR D102C	08
WARREN	WAR D102D	01
WARREN	WAR D103	01
WARREN	WAR D104	01
WARREN	WAR D105	01
WARREN	WAR D106A	01

Building	Door#	HwSet#
WARREN	WAR D106B	01
WARREN	WAR D107A	01
WARREN	WAR D107B	01
WARREN	WAR D108	01
WARREN	WAR D110	01
WARREN	WAR D195	08
WARREN	WAR D201	01
WARREN	WAR D207B	15
WARREN	WAR K100	35
WARREN	WAR-B	06
WARREN	WAR-C	02
WARREN	WAR-D	06
WARREN	WAR-E	06
WARREN	WAR-F	06
WARREN	WAR-G	02
WARREN	WAR-H	06
WARREN	WAR-I	06
WARREN	WAR-J	02
WARREN	WAR-K	02


Schmidt Associates, Inc.

2024-098.DHP - School Town of Highland
- District Wide Hardware Replacement
Project

120263 OPT0391652

V4 5/1/2025 vs. V5 6/11/2025

Legend:

 Link to catalog cut sheet

 Electrified Opening

Hardware Group No. 01

For use on Door #(s):

100	100A	102	102A	103	104
104A	104B	105	106	107	108
108A	108B	110	112	113	114
116	118	118A	119C	119D	119E
119F	119G	119H	12	120	120B
120C	121	121A	122	122A	123
123A	124	124B	126	126A	127
127A	127B	128	128A	129	129A
12A	13	130	130A	132	132A
134	134A	135	135A	136	136A
138	138A	13A	14	140	141
142	142A	142B	143	145	146
146B	147	147A	148	148A	148B
148C	149	14A	15	1517	1519
1524	15A	16	16A	17	1703
17A	18	18A	19	19A	20
200	200A	201A	202	203	204
206	206A	206B	207	207A	208
209A	20A	21	210	211A	211C
211C	211E	212	213A	213B	213D
214	216	218	21A	220	222
224	225	226	228	22A	23
230	231	232	233	234	235
236	237	237C	238	239	23A
240	241	242	243	244	245
246	247A	247B	247C	248	249
249A	24A	25	250	250C	251
254	255	258	258A	259	25A
260B	261B	264	265	266	267
267A	26A	27	271	271A	271B
271C	272	273	274	274A	274B
276	276A	277	278	279	27A
28	281E	282	285	286	289
28A	29	290	293	294	295
298A	299	29A	30	301	302
303	304	304A	306	308	308A
309	309A	30A	31	310	312
313	314	316	316A	317	318
31A	31B	32	320	322	323
324	326	327A	328	329	32B
33	331	335	337	33A	34
340	341	342	345	346	346A
348	34A	35	350	354	356
356A	357A	357C	357D	35A	35B
35C	363	363C	363D	363G	364
365	366	368	369	36A	36B

37	370	371	371.2	372	372A
376	378A	378B	378C	378D	379
37A	38	380	380A	381	381A
382	383	384	384A	385	386
389	389A	38A	390	391	392
393	394	395	395B	396	398
398A	40	400	400A	400B	400C
402	404	406	406A	408	409
40A	41	410	412	413	413A
413B	414	414A	415	415A	416
417	418	419	42	420	423
424	425	426	427	427A	427B
428	428A	42A	43	430	431
432	435	436	436A	439	44
440	442	443	444	446	447
448	449	44A	450	451	452A
452B	453	453A	454	455	461A
5	50	500	502	502A	504A
506	506A	508A	508C	50A	50B
50C	50D	50E	51	510	510A
510B	510D	512A	512B	512C	512D
513	513A	514	514A	514C	514D
514E	514F	514G	516	516A	517
517A	517B	517C	518	518A	519
51A	51B	51C	52	520	520A
521	522A	523	525	528	529
53	530	531	531A	532	533
534	534A	535	537A	537B	54
542	543	55	551	551A	551B
551C	552	554	557A	558	559
56	565	567	568	569	57
58	59	5A	5B	6	60
600	600A	601	601A	602	604
604A	606	608	608A	610	610A
612	614	614A	616	616A	616B
618	620	620A	622	622A	624
624A	626	628	62A	62B	62C
62D	62E	63	630	630A	632
634	634A	634B	636	638	638A
63A	63B	64	69	6A	7
70	71	72	72A	73	75
76	77	85	86	86A	86B
88	88A	89	89A	89B	8A
8C	9	90	90A	9A	ADM-1
ADM-2	ADM-3	ADM-4	ATH BAS-2	ATH BAS-3	ATH FOO-1
ATH FOO-10	ATH FOO-11	ATH FOO-12	ATH FOO-13	ATH FOO-14	ATH FOO-15

ATH FOO-16	ATH FOO-18	ATH FOO-19	ATH FOO-2	ATH FOO-20	ATH FOO-23
ATH FOO-24	ATH FOO-25	ATH FOO-26	ATH FOO-28	ATH FOO-29	ATH FOO-3
ATH FOO-30	ATH FOO-6	ATH FOO-7	ATH FOO-8	ATH SOF-1	ATH SOF-2
ATH SOF-2	<u>ATH SOF-3</u>	ATH TEN-1	JOH-102	JOH-103	JOH-104
JOH-105	JOH-106	JOH-107	JOH-108	<u>JOH-108.A</u>	JOH-109
JOH-113	JOH-117	<u>JOH-117.A</u>	JOH-120	JOH-121	JOH-122
JOH-123	JOH-130	JOH-131	JOH-132.A	JOH-133	JOH-134
JOH-135	JOH-136	JOH-137	JOH-138	JOH-140	JOH-145
JOH-148	JOH-149	JOH-150	<u>JOH-156.A</u>	JOH-156.B	JOH-156.B
JOH-157.B	JOH-158	<u>JOH-158.A</u>	<u>JOH-158.B</u>	JOH-159	JOH-160
<u>JOH-160.A</u>	<u>JOH-160.B</u>	JOH-161	JOH-162	JOH-163	JOH-165
<u>JOH-165.A</u>	<u>JOH-165.B</u>	JOH-166	JOH-167	JOH-168	JOH-169
JOH-173	JOH-174	JOH-175	JOH-176	JOH-177	JOH-178
JOH-179	JOH-180	<u>JOH-180.A</u>	<u>JOH-180.B</u>	JOH-181.B	JOH-182
JOH-185	JOH-193	JOH-194	JOH-195	JOH-196	JOH-198
JOH-199	JOH-A	JOH-E	JOH FROM 158 TO 159	JOH FROM 159 TO 160	JOH FROM 165 TO CAFETERIA
JOH SERVER ROOM	K104	MER A-102	MER A-107	MER A-110	MER A-111
MER A-114	MER A-115	MER A-116	MER A-118	MER A-120	MER A-121
MER A-123	MER A-124	MER A-125	MER A-127	MER A-129	MER A-132
MER B-133	MER B-133A	MER B-136A	MER B-136B	MER B-140	MER B-141
MER B-142A	MER B-145	MER B-146	MER B-147	MER B-148	MER C-150A
MER C-150B	MER C-151A	MER C-151B	MER C-153B	MER C-153C	MER C-156
MER C-157	<u>MER C-160C</u>	MER C-175	MER C-176	MER C-177	MER C-179A
MER C-179B.1	MER C-179B.2	MER C-179E	MER C-179F	MER C-180	MER FROM VESTIBULE INTO OFFICE
MER-C.1	SOU-101	SOU-102.A	SOU-103	SOU-104	SOU-108
SOU-111.A	SOU-116.A	SOU-117.A	SOU-119.B	SOU-119.E	SOU-119.G
SOU-119.I	SOU-125	SOU-129	SOU-130	SOU-131	SOU-132
SOU-133	SOU-134	SOU-135	SOU-136	SOU-137	SOU-140
SOU-141	SOU-143	SOU-144	SOU-145	SOU-146	SOU-147
SOU-148.A	SOU-148.B	SOU-148.D	SOU-150.A	SOU-150.B	SOU-151
SOU-152	SOU-156	SOU-157	SOU-159	SOU-160	SOU-161
SOU-162	SOU-163	SOU-164	SOU-165	SOU-169	SOU-170
SOU-171	SOU-172	SOU-173	SOU-174.A	SOU-179	SOU-183
SOU-184	SOU-189	SOU-190	SOU-192	SOU-194	SOU-195
SOU-196	SOU-197	SOU-198	SOU-200	SOU-201.A	SOU-203.B
SOU-205.A	SOU-205.B	SOU-C.1	SOU-D	STAIRS UP FROM STAGE	TRA-13
TRA-16	TRA-20	TRA-21	TRA-24	<u>TRA-25</u>	TRA-5
TRA-8	TRA-V	WAR A100A	WAR A100B	WAR A102	WAR A103
WAR A105	WAR A107	WAR A109	<u>WAR A111.C</u>	WAR A117.B	WAR A120
WAR A123.B	WAR A127.A	WAR A127.B	WAR A131	<u>WAR A132.A</u>	WAR A209B
WAR B149	WAR B150	WAR B157	<u>WAR B165</u>	WAR B201	WAR B202

Schmidt Associates, Inc.

2024-098.DHP - School Town of Highland
- District Wide Hardware Replacement
Project

WAR B203	WAR B204A	WAR B204B	WAR B205A	WAR B205B	WAR B206A
WAR B206B	WAR B207	WAR B208	WAR C300.3	WAR C300.4	WAR C300.5
WAR C300A	WAR C301	WAR C302A	WAR C302B	WAR C303	WAR C304A
WAR C305A	WAR C305B	WAR C307A	WAR C307B	WAR C308	WAR C309A
WAR C310	WAR D101A	WAR D101B	WAR D101D	WAR D102A	WAR D102B
WAR D102D	WAR D103	WAR D104	WAR D105	WAR D106A	WAR D106B
WAR D107A	WAR D107B	WAR D108	WAR D110	WAR D201	WAR FROM OFFICE TO HALLWAY

~~WAR GYM
STORAGE~~

~~WAR
KITCHEN
STORAGEA13
2.A~~

Provide each SGL door(s) with the following:


QT	DESCRIPTION	CATALOG NUMBER	FINISH	MFR
Y 1	EA SFIC EVEREST CORE	80-037 EV29R	626	SCH

Hardware Group No. 02

For use on Door #(s):

111C	119	119B	131	211	215
219B	229	230	247	250A	250B
269	286A	288	300	305A	327
327B	327C	32A	332	333B	334
334A	334B	334C	334D	334F	339A
339B	339C	339D	339E	339F	339G
344	347	347A	361A	363E	363F
367	387	500A	504	508	512
512E	512F	514B	514H	540	544
544A	544B	544C	544D	544E	550C
550D	550E	550F	560	561	572
61	61A	63C	8	JOH-100	JOH-100
				HALLWAY A	HALLWAY B
JOH-125.1	JOH-145.A	JOH-145.B	JOH-B.1	JOH-B.1	MER C-153A
				INTERIOR	
MER C-153A	MER C-155	MER C-159	MER	MER-GYM	MER-A.1
			CAFETERIA-1	STORAGE/EQ	
				UIPMENT/OFF	
				ICE	
MER-B	MER-C	MER-D.1	MER-D.2	SOU-149	SOU-C
WAR A111.A	WAR A111.B	WAR-A111B	WAR A113	WAR A114	WAR A115
WAR-C	WAR-G	WAR-J	WAR-K		

Provide each PR door(s) with the following:

QT		DESCRIPTION	CATALOG NUMBER		FINISH	MFR
Y						
1	EA	SFIC EVEREST CORE	80-037 EV29R		626	SCH

Hardware Group No. 03

For use on Door #(s):

8B	107A	117	355	413A	508B
510C	ATH BASBALL DUGOUT 4	ATH BASEBALL DUGOUT 1	ATH BASEBALL TICKET BOOTH 3	ATH SOFTBALL 2 TICKET BOOTH	ATH SOFTBALL DUGOUT 4
ATH TENNIS 1	ATH TENNIS 2	ATH TENNIS 3	JOH-155.A	JOH-155.B	SOU-102.B
SOU-112.B	SOU-113	SOU-116.B	SOU-116.C	SOU-117.B	SOU-117.C
SOU-119.F	SOU-119.H	SOU-119.M	SOU-176.A	SOU-176.B	SOU-177
SOU-188	SOU-193.A	SOU-193.B	WAR - DOES NOT EXIST 1	WAR DOES NOT EXIST 2	WAR DOES NOT EXIST 2

Provide each SGL door(s) with the following:

QTY	DESCRIPTION	CATALOG NUMBER	FINISH	MFR
EA	NOTE	DOOR DOES NOT EXIST		

Hardware Group No. 04

For use on Door #(s):

10	11	1515	209	209B	211B
217	219A	22	221	24	26
281B	284	338	343	343 OFFICE	349
36	399	41A	452	461	515
622B	ATH FOO-4	ATH FOO-5	JOH-184	JOH-184.A	JOH-184.B
SOU-119.J	WAR A138				

Provide each SGL door(s) with the following:

QT Y	DESCRIPTION	CATALOG NUMBER	FINISH	MFR
1	EA	STOREROOM LOCK	ND80BD SPA	SCH
1	EA	SFIC EVEREST CORE	80-037 EV29R	SCH

Hardware Group No. 05

For use on Door #(s):

109	111	111A	115	205	252
257	263	269B	280	334E	361
362	401	429	433	438	457
458	527	546	548	570	66
68	79	82	84	92	92A
94	99	<u>JOH-125.2</u>	<u>MER B-139A</u>	<u>MER B-139B</u>	<u>MER C-160A</u>
<u>MER C-160B</u>	WAR A104.C	WAR A119.A	WAR A119B	WAR C121	WAR C300.1
WAR FROM					
101 TO 102					

Provide each PR door(s) with the following:


QT	DESCRIPTION	CATALOG NUMBER	FINISH	MFR
Y				
1		EXISTING DOOR, FRAME AND HARDWARE TO REMAIN		

Hardware Group No. 06

For use on Door #(s):

101	<u>111B</u>	125	211D	<u>211F</u>	213C
223	223B	227	227B	233	260
260A	261	261A	262A	262B	268
270	270A	283	287	292	305
326B	329A	330	339	357	357B
357E	360	363A	363B	363H	378
403	429A	434	437	456B	459
460A	537	550	550A	550B	67
78	80	81	82A	84A	91
96	JOH-B.2	JOH-C.1	JOH-F	JOH-I	JOH-J.2
MER C-152	MER C-158A	MER C-158B	MER C-171	MER-A.2	MER-E
MER-F	MER-G	MER-H	SOU-A	SOU-E	SOU-F
SOU-G.1	SOU-H	SOU-I	SOU-J	SOU-M	SOU-N
<u>WAR A101.B</u>	WAR-B INTERIOR VESTIBULE 1	WAR-B INTERIOR VESTIBULE 2	<u>WAR B157</u>	WAR B200	WAR C300.2
WAR-B	WAR-D	WAR-E	WAR-F	WAR-H	WAR-I

Provide each PR door(s) with the following:

QT	DESCRIPTION	CATALOG NUMBER	FINISH	MFR
2	EA SFIC EVEREST CORE	80-037 EV29R		SCH

Hardware Group No. 07

For use on Door #(s):

139	253	254A	351	358	359
395A	397	405	407	529A	70A
JOH-108	<u>JOH-108.B</u>	JOH-132.C			
BATHROOM					

Provide each SGL door(s) with the following:

QT	DESCRIPTION	CATALOG NUMBER	FINISH	MFR
Y				
1	EA PRIVACY LOCK W/ OUTSIDE INDICATOR	ND40S SPA VACANT/OCCUPIED	626	SCH

Hardware Group No. 08


For use on Door #(s):

120A	131A	137	145A	146A	162
203A	203B	211D	251A	251B	294A
295A	319	319A	349A	375	421
422	441	441A	455A	536	557
76A	ATH FOO-17	ATH FOO-27	B145C	B145E	JOH-110
JOH-111	JOH-112	JOH-119.A	JOH-119.B	JOH-127	JOH-128
JOH-129	JOH-141	JOH-142	JOH-146.B	JOH-151	JOH-164
JOH-171	MER A-104	MER A-105	MER A-108	MER A-109	MER A-111B
MER A-111C	MER A-117	MER A-119	MER A-126	MER A-128	MER A-130
<u>MER C-179C</u>	MER C-179D	<u>MER C-179G</u>	MER NURSE	SOU-114	SOU-115
			RESTROOM		
SOU-119.K	SOU-119.L	SOU-138.B	SOU-155	SOU-166	SOU-174.B
SOU-175	<u>SOU-187</u>	SOU-201.B	SOU-203.A	SOU-204	<u>WAR A110</u>
WAR A112	WAR A116	WAR A117.A	WAR A123.A	WAR A128	WAR B152
WAR B156	WAR B170	WAR C180.B	WAR C300B	WAR C300C	WAR D100B
WAR D101C	WAR D102C	WAR D195	WAR		
			FREEZER		

Provide each SGL door(s) with the following:

QT	DESCRIPTION	CATALOG NUMBER	FINISH	MFR
Y				
1		EXISTING DOOR, FRAME AND HARDWARE TO REMAIN		

Provide each PR door(s) with the following:


QTY		DESCRIPTION	CATALOG NUMBER		FINISH	MFR
3	EA	SFIC EVEREST CORE	80-037 EV29R		626	SCH

Hardware Group No. 13

For use on Door #(s):

244A

Provide each SGL door(s) with the following:



QTY		DESCRIPTION	CATALOG NUMBER		FINISH	MFR
1	EA	MECHANICAL PUSH BUTTON CYLINDRICAL LOCK	RHR L1021B		626	KAB
1	EA	SFIC EVEREST CORE	80-037 EV29R		626	SCH

Hardware Group No. 14

For use on Door #(s):

262

Provide each PR door(s) with the following:




QTY		DESCRIPTION	CATALOG NUMBER		FINISH	MFR
1	EA	TRIM	996-L-RV-07		626	VON
2	EA	SFIC EVEREST CORE	80-037 EV29R		626	SCH

Hardware Group No. 15

For use on Door #(s):

269A WAR G
 INTERIOR

Provide each PR door(s) with the following:

QTY		DESCRIPTION	CATALOG NUMBER		FINISH	MFR
1	EA	REMOVABLE MULLION	KR4954		689	VON
1	EA	SFIC MORTISE CYL.	80-302 X K510-730 EV29 R 36- 083 36-082-025		626	SCH
1	EA	SFIC EVEREST CORE	80-037 EV29R		626	SCH

Hardware Group No. 16

For use on Door #(s):

281

Provide each PR door(s) with the following:


QTY		DESCRIPTION	CATALOG NUMBER	FINISH	MFR
4	EA	LIFT SPRING - 992/994/996	971573-00: 992 LIFT SPRING 971573 LIFT SPRING - 992/994/996		VON

Hardware Group No. 17

For use on Door #(s):

281C	GIRLS LOCKER BACK DOOR NOT ON PLANS	JOH-146.A	JOH-157.A	JOH-192.A	SOU-119.D
SOU-178.A	SOU-178.B	SOU-191			

Provide each SGL door(s) with the following:



QTY	DESCRIPTION	CATALOG NUMBER		FINISH	MFR
2 EA	SFIC EVEREST CORE	80-037 EV29R		626	SCH

Hardware Group No. 18

For use on Door #(s):

281D

Provide each PR door(s) with the following:




QTY	DESCRIPTION	CATALOG NUMBER		FINISH	MFR
2 EA	TRIM	996-L-RV-07		626	VON
2 EA	SFIC EVEREST CORE	80-037 EV29R		626	SCH

Hardware Group No. 19

For use on Door #(s):

284A

Provide each PR door(s) with the following:










QTY	DESCRIPTION	CATALOG NUMBER		FINISH	MFR
1 EA	STOREROOM LOCK	ND80BD SPA 14-042		626	SCH
1 EA	SFIC EVEREST CORE	80-037 EV29R		626	SCH
1 EA	LOCK GUARD	LG1		630	IVE

Hardware Group No. 20

For use on Door #(s):

297

Provide each PR door(s) with the following:

QTY		DESCRIPTION	CATALOG NUMBER		FINISH	MFR
6	EA	HINGE	5BB1HW 4.5 X 4.5 NRP		652	IVE
1	EA	FIRE EXIT HARDWARE	9927-L-F-LBR-07-499F		626	VON
1	EA	FIRE EXIT HARDWARE	9927-L-F-LBRAFL-07-499F		626	VON
2	EA	RIM CYLINDER	80-329 EV29 R		626	SCH
2	EA	SURFACE CLOSER	4040XP EDA		689	LCN
2	EA	KICK PLATE	8400 8" X 1" LDW B-CS		630	IVE
2	EA	WALL STOP	WS406/407CVX		626	IVE
1	SET	MEETING STILE	328AA-S		AA	ZER
1	EA	GASKETING	488SBK PSA		BK	ZER











GC TO VERIFY COMPATIBILITY OF NEW HARDWARE FOR EXISTING DOOR/FRAME.

Hardware Group No. 21

For use on Door #(s):

321

Provide each SGL door(s) with the following:

QTY		DESCRIPTION	CATALOG NUMBER		FINISH	MFR
3	EA	HINGE	5BB1HW 4.5 X 4.5		652	IVE
1	EA	CLASSROOM DEAD LOCK	L463BD		626	SCH
1	EA	SFIC EVEREST CORE	80-037 EV29R		626	SCH
1	EA	PUSH PLATE	8200 4" X 16"		630	IVE
1	EA	PULL PLATE	8303 8" 4" X 16"		630	IVE
1	EA	SURFACE CLOSER	4040XP RW/PA		689	LCN
1	EA	KICK PLATE	8400 34" X 1 1/2" LDW B-CS PUSH SIDE		630	IVE
1	EA	KICK PLATE	8400 8" X 1" LDW B-CS PULL SIDE		630	IVE
1	EA	WALL STOP	WS406/407CVX		626	IVE
3	EA	SILENCER	SR64		GRY	IVE



GC TO VERIFY COMPATIBILITY OF NEW HARDWARE FOR EXISTING DOOR/FRAME.

Hardware Group No. 22

For use on Door #(s):

333 ~~343~~ [343.B](#)

Provide each PR door(s) with the following:



QT		DESCRIPTION	CATALOG NUMBER		FINISH	MFR
Y						
1	EA	CLASSROOM DEAD LOCK	L463BD		626	SCH
1	EA	SFIC EVEREST CORE	80-037 EV29R		626	SCH

Hardware Group No. 23

For use on Door #(s):

333A

Provide each PR door(s) with the following:



QTY		DESCRIPTION	CATALOG NUMBER		FINISH	MFR
1	EA	STOREROOM LOCK	ND80BD SPA		626	SCH
1	EA	Conversion Plate - CV-2414 Converts Integra locks	CV 2414 SL			DON
1	EA	SFIC EVEREST CORE	80-037 EV29R		626	SCH

Hardware Group No. 24

For use on Door #(s):

336

Provide each SGL door(s) with the following:

QTY		DESCRIPTION	CATALOG NUMBER		FINISH	MFR
1	EA	STOREROOM LOCK	ND80BD SPA		626	SCH
1	EA	Conversion Plate - CV-2414 Converts Integra locks	CV 2414 SL			DON
1	EA	SFIC EVEREST CORE	80-037 EV29R		626	SCH

Hardware Group No. 25

For use on Door #(s):

456A 460 JOH-C.2 JOH-X.2 SOU-G.2 SOU-K
 SOU-L

Provide each PR door(s) with the following:

QTY		DESCRIPTION	CATALOG NUMBER		FINISH	MFR
	EA	NOTE	DOOR DOES NOT EXIST			

Hardware Group No. 26

For use on Door #(s):

572A

Provide each PR door(s) with the following:

QTY		DESCRIPTION	CATALOG NUMBER		FINISH	MFR
8	EA	HINGE	5BB1HW 4.5 X 4.5 NRP	☰	652	IVE
2	EA	MANUAL FLUSH BOLT	FB358/FB458 (AS REQ'D)	☰	626	IVE
1	EA	DUST PROOF STRIKE	DP2	☰	626	IVE
1	EA	STOREROOM LOCK	ND80BD SPA	☰	626	SCH
1	EA	SFIC EVEREST CORE	80-037 EV29R	☰	626	SCH
2	EA	OH STOP & HOLDER	100F	☰	630	GLY
2	EA	KICK PLATE	8400 34" X 1" LDW B-CS PUSH SIDE	☰	630	IVE
2	EA	KICK PLATE	8400 8" X 1" LDW B-CS PULL SIDE	☰	630	IVE
2	EA	SILENCER	SR64	☰	GRY	IVE

GC TO VERIFY COMPATIBILITY OF NEW HARDWARE FOR EXISTING DOOR/FRAME.

Hardware Group No. 27

For use on Door #(s):

ATH

BASEBALL 2

MENS

Provide each SGL door(s) with the following:

QTY		DESCRIPTION	CATALOG NUMBER		FINISH	MFR
1	EA	OFFICE W/SIM RETRACT W/ OUTSIDE INDICATOR W/ INSIDE INDICATOR	L9056BD 17N L583-363 OS-OCC IS-LOC XL13-439	☰	626	SCH
1	EA	SFIC EVEREST CORE	80-037 EV29R	☰	626	SCH

Hardware Group No. 28

For use on Door #(s):

ATH

FOOTBALL 2 A

ATH

BASEBALL 5A

ATH

BASEBALL 5B

JOH-188

JOH-191

Provide each SGL door(s) with the following:

QTY		DESCRIPTION	CATALOG NUMBER		FINISH	MFR
1	EA	PADLOCK L/CYL-SFIC	KS41F1200		625	SCH
1	EA	SFIC EVEREST CORE	80-037 EV29R	☰	626	SCH

Hardware Group No. 29

For use on Door #(s):


ATH

FOOTBALL 4C

ATH

FOOTBALL 4D

Provide each SGL door(s) with the following:


QTY		DESCRIPTION	CATALOG NUMBER		FINISH	MFR
1	EA	SFIC MORTISE CYL.	80-302 X K510-730 EV29 R 36-083 36-082-025		626	SCH

Hardware Group No. 30

For use on Door #(s):

ATH GATES

Provide each SGL door(s) with the following:



QTY		DESCRIPTION	CATALOG NUMBER		FINISH	MFR
24	EA	PADLOCK L/CYL-SFIC	KS41F1200		625	SCH
104	EA	SFIC EVEREST CORE	80-037 EV29R		626	SCH

Hardware Group No. 31

For use on Door #(s):

ATTIC STOCK

Provide each SGL door(s) with the following:

QTY		DESCRIPTION	CATALOG NUMBER		FINISH	MFR
25	EA	STOREROOM LOCK	ND80BD SPA		626	SCH
6	EA	Conversion Plate - CV-2414 Converts Integra locks	CV 2414 SL			DON
4	EA	TRIM	996-L-RV-07		626	VON
1	EA	LOCK GUARD	LG1		630	IVE
1	EA	050046 98/99 MAINTENANCE KIT	050046-00: 98/99 MK MAINT. KIT 050046 98/99 MAINTENANCE KIT			VON
10	EA	050156 TAILPIECE GUIDE LEAD KIT	050156-00: TAILPIECE GUIDE LEAD KIT 050156 TAILPIECE GUIDE LEAD KIT			VON
6	EA	LEVER BUSHING 050579	LEVER BUSHING 050579			VON
6	EA	050611 SHEAR PIN - W/RETAINING RING	050611-00: 360/992/994/996 SHEAR PIN KIT 050611 SHEAR PIN - 992/994/996 W/RETAINING RING			VON
24	EA	LIFT SPRING - 992/994/996	971573-00: 992 LIFT SPRING 971573 LIFT SPRING - 992/994/996			VON
12	EA	971585 MOUNTING STUD - 994/996	971585-89: 994 HEX STUD YZNC 971585 MOUNTING STUD - 994/996			FAL



Hardware Group No. 32

For use on Door #(s):

JOH-126 JOH-183 JOH-197 **JOH-FROM CAFETERIA TO COURTYARD** JOH-K.1 MER B-137

MER B-138 WAR A126B WAR C304B

Provide each SGL door(s) with the following:


QT Y		DESCRIPTION	CATALOG NUMBER		FINISH	MFR
1	EA	STOREROOM LOCK	L9080BD 17N		626	SCH
1	EA	SFIC EVEREST CORE	80-037 EV29R		626	SCH

Hardware Group No. 33

For use on Door #(s):

JOH-117 BATHROOM JOH-117.B

Provide each SGL door(s) with the following:



QT Y		DESCRIPTION	CATALOG NUMBER		FINISH	MFR
1	EA	PRIVACY LOCK W/ OUTSIDE INDICATOR	ND40S SPA VACANT/OCCUPIED		626	SCH
1	EA	Conversion Plate - CV- 2414 Converts Integra locks	CV 2414 SL			DON
1	SET	FLAT PLATE	EWP-164-FP		630	PRO

Hardware Group No. 34

For use on Door #(s):

JOH-132.B

Provide each SGL door(s) with the following:


QTY		DESCRIPTION	CATALOG NUMBER		FINISH	MFR
1	EA	CLASSROOM LOCK	ND70BD SPA		626	SCH
1	EA	SFIC EVEREST CORE	80-037 EV29R		626	SCH

Hardware Group No. 35

For use on Door #(s):

JOH-181.A	WAR K100 POD ROOF ACCESS DOOR	WAR - MR MIKE CUSTODIAL CLOSET	WAR CUSTODIAL 100 PIPE CHASE
-----------	--	---	---------------------------------------

Provide each SGL door(s) with the following:


QTY		DESCRIPTION	CATALOG NUMBER		FINISH	MFR
1	EA	SFIC MORTISE CYL.	80-302 X B520-296		626	SCH

Hardware Group No. 36

For use on Door #(s):

JOH-D JOH-J.1

Provide each PR door(s) with the following:




QTY		DESCRIPTION	CATALOG NUMBER		FINISH	MFR
4	EA	SFIC EVEREST CORE	80-037 EV29R		626	SCH

Hardware Group No. 37

For use on Door #(s):

JOH-G

Provide each PR door(s) with the following:




QTY		DESCRIPTION	CATALOG NUMBER		FINISH	MFR
1	EA	SFIC MORTISE CYL.	80-302 X K510-730 EV29 R 36-083 36-082-025		626	SCH
1	EA	SFIC MORTISE CYL.	80-302 X XQ11-948 EV29 R 36-083 36-082-025		626	SCH
1	EA	SFIC EVEREST CORE	80-037 EV29R		626	SCH

Hardware Group No. 38

For use on Door #(s):

JOH-X.1

Provide each SGL door(s) with the following:


QTY		DESCRIPTION	CATALOG NUMBER		FINISH	MFR
1	EA	SFIC MORTISE CYL.	80-302 X K510-730 EV29 R 36-083 36-082-025		626	SCH
1	EA	SFIC MORTISE CYL.	80-302 X XQ11-948 EV29 R 36-083 36-082-025		626	SCH
1	EA	SFIC EVEREST CORE	80-037 EV29R		626	SCH

Hardware Group No. 39

For use on Door #(s):

MER 133
RESTROOM

Provide each SGL door(s) with the following:







QTY		DESCRIPTION	CATALOG NUMBER	FINISH	MFR
1	EA	PRIVACY LOCK W/ OUTSIDE INDICATOR	ND40S SPA VACANT/OCCUPIED 	626	SCH
1	EA	Conversion Plate - CV- 2414 Converts Integra locks	CV 2414 SL		DON

Hardware Group No. 40

For use on Door #(s):

SOU-148.C

Provide each SGL door(s) with the following:

QTY		DESCRIPTION	CATALOG NUMBER	FINISH	MFR
3	EA	HINGE	5BB1HW 4.5 X 4.5 NRP 	630	IVE
1	EA	STOREROOM LOCK	ND80BD SPA 	626	SCH
1	EA	SFIC EVEREST CORE	80-037 EV29R 	626	SCH
1	EA	SURFACE CLOSER (W/ STOP & HO)	4040XP SHCUSH 	689	LCN
1	EA	KICK PLATE	8400 8" X 1 1/2" LDW B-CS 	630	IVE
3	EA	SILENCER	SR64 	GRY	IVE

GC TO VERIFY COMPATIBILITY OF NEW HARDWARE FOR EXISTING DOOR/FRAME.

Hardware Group No. 41

For use on Door #(s):

TRA-1	TRA-10	TRA-11	TRA-12	TRA-14	TRA-15
TRA-17	TRA-18	TRA-19	TRA-2	TRA-22	TRA-23
TRA-3	TRA-4	TRA-7	TRA-9		

Provide each RU door(s) with the following:



QT Y	DESCRIPTION	CATALOG NUMBER	FINISH	MFR
1		EXISTING DOOR, FRAME AND HARDWARE TO REMAIN		

Hardware Group No. 42

For use on Door #(s):

TRA-E

Provide each SGL door(s) with the following:



QTY		DESCRIPTION	CATALOG NUMBER	FINISH	MFR
1	EA	RIM CYLINDER	80-329 EV29 R 	626	SCH
1	EA	SFIC EVEREST CORE	80-037 EV29R 	626	SCH

Hardware Group No. 43

For use on Door #(s):

WAR
CAFETERIA
WOMENS
ROOM

Provide each SGL door(s) with the following:



QTY		DESCRIPTION	CATALOG NUMBER		FINISH	MFR
1	EA	CLASSROOM LOCK	L9070BD 17N		626	SCH
1	EA	SFIC EVEREST CORE	80-037 EV29R		626	SCH

Hardware Group No. 44

For use on Door #(s):

WAR
CUSTODIAN
OFFICE

Provide each PR door(s) with the following:

QTY		DESCRIPTION	CATALOG NUMBER		FINISH	MFR
1	EA	REMOVABLE MULLION	KR4954		689	VON
1	EA	SFIC MORTISE CYL.	80-302 X K510-730 EV29 R 36-083 36-082-025		626	SCH

END OF SECTION

6

5

4

3

2

1

E

D

C

B

A



1A FIRST FLOOR - UNIT F
3/32" = 1'-0"

SCHMIDT ASSOCIATES
schmidt-arch.com • 317.263.6226
415 Massachusetts Ave., Indianapolis, IN 46204
731 Brent St. #203, Louisville, KY 40204

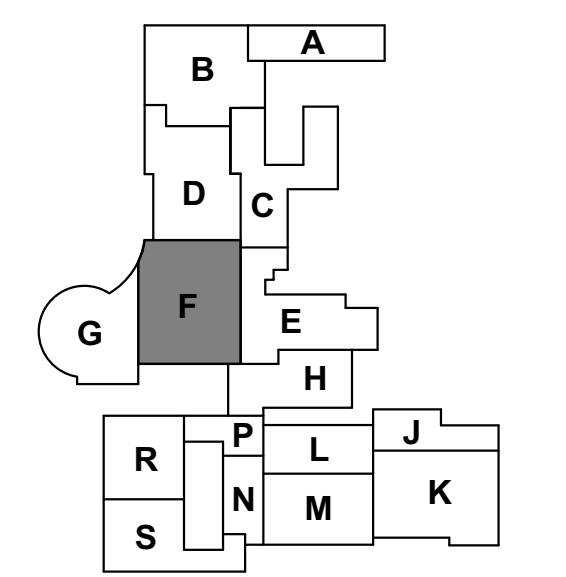
Project No. 2024-098.DHP
Project Date 05.29.2025
Produced PG DJK

Sarah K. Hempstead

These Drawings and Specifications, and all copies thereof are and shall remain the property and copyright of the Architect. They shall be used only with respect to this Project and are not to be used on any other Project or Work without prior written permission from the Architect.

#	Revision	Date
A1	Addendum 1	06.17.2025

9145 Kennedy Avenue
Highland, IN 46322-2796



KEY PLAN

School Town of Highland



District Wide Hardware Replacement Project

HIGHLAND FIRST FLOOR PLAN - UNIT F DOOR TAGS

HMS-AF1F1

6

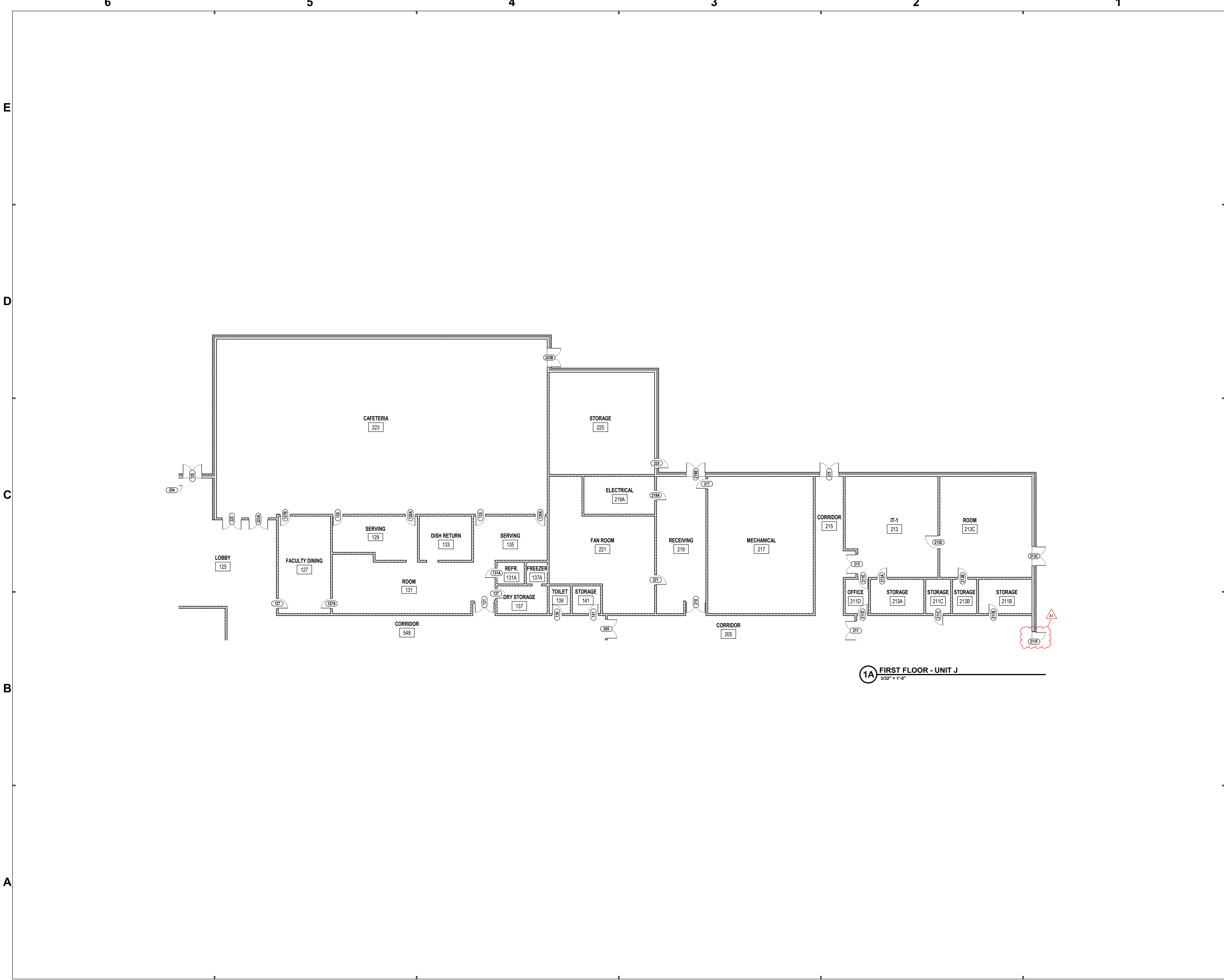
5

4

3

2

1




1A FIRST FLOOR - UNIT J
3/32" = 1'-0"

2024-098.DHP
 05/29/2025
 PG DJK



SCHMIDT ASSOCIATES
 schmidt-arch.com • 317.263.6226
 415 Massachusetts Ave., Indianapolis, IN 46204
 731 Brent St. #203, Louisville, KY 40204

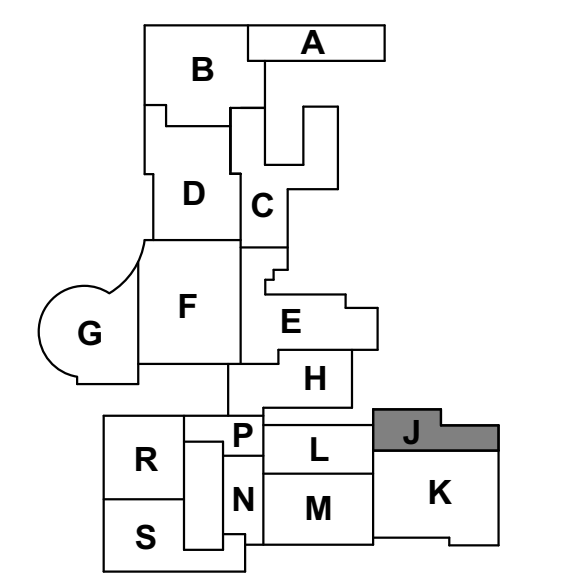
Project No. 2024-098.DHP
 Project Date 05.29.2025
 Produced PG DJK



These Drawings and Specifications, and all copies thereof are and shall remain the property and copyright of the Architect. They shall be used only with respect to this Project and are not to be used on any other Project or Work without prior written permission from the Architect.

#	Revision	Date
A1	Addendum 1	06.17.2025

9145 Kennedy Avenue
 Highland, IN 46322-2796



KEY PLAN

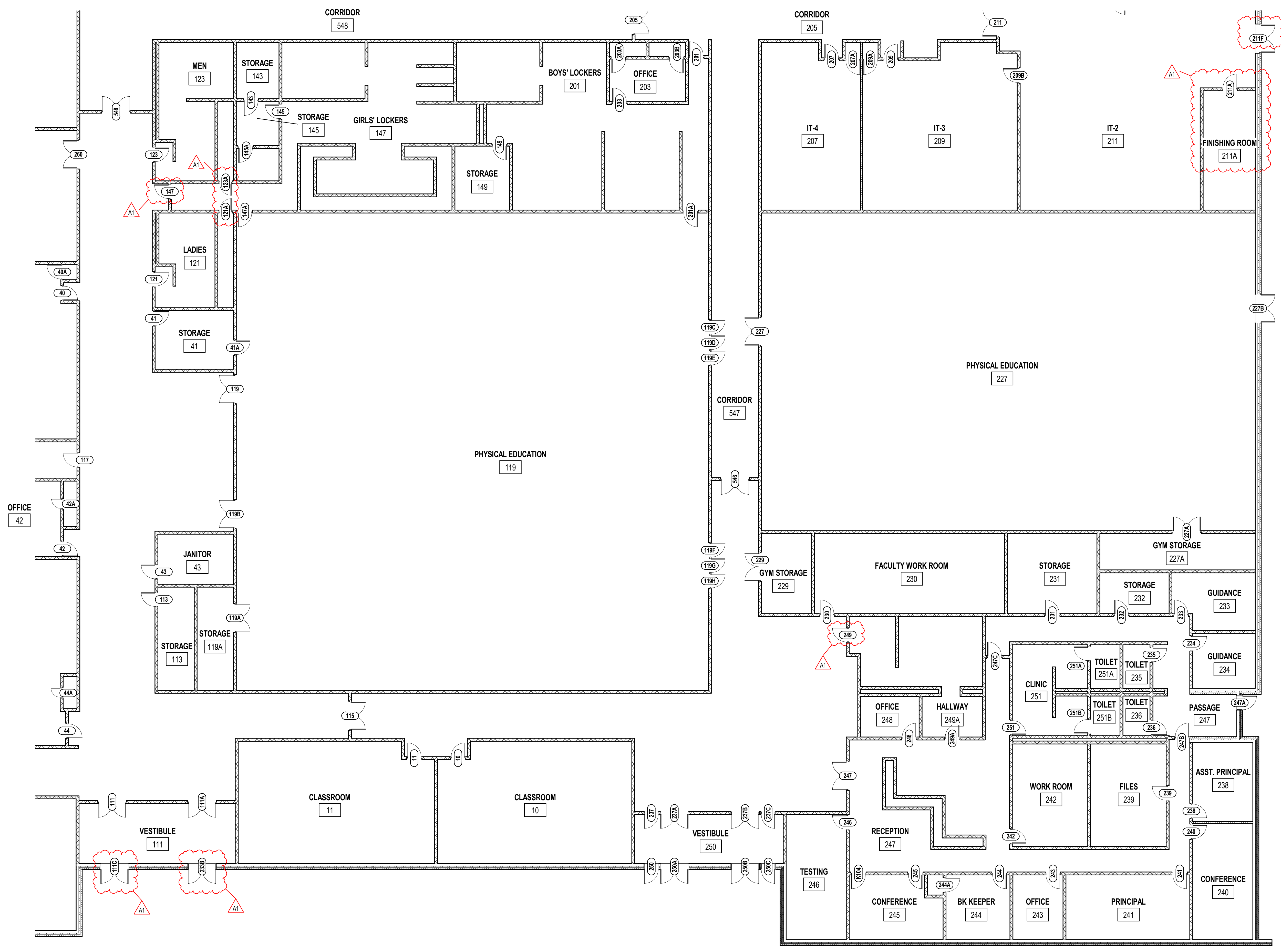
School Town of
 Highland



District Wide
 Hardware
 Replacement Project

HIGHLAND FIRST FLOOR
 PLAN - UNIT J DOOR
 TAGS

HMS-AF1J1



1A FIRST FLOOR - UNIT K
3/32" = 1'-0"

SCHMIDT ASSOCIATES
schmidt-arch.com • 317.263.6226
415 Massachusetts Ave., Indianapolis, IN 46204
731 Brent St. #203, Louisville, KY 40204

Project No. 2024-098.DHP
Project Date 05.29.2025
Produced PG DJK

These Drawings and Specifications, and all copies thereof are and shall remain the property and copyright of the Architect. They shall be used only with respect to this Project and are not to be used on any other Project or Work without prior written permission from the Architect.

#	Revision	Date
A1	Addendum 1	06.17.2025

9145 Kennedy Avenue
Highland, IN 46322-2796

KEY PLAN

School Town of Highland

District Wide Hardware Replacement Project

HIGHLAND FIRST FLOOR PLAN - UNIT K DOOR TAGS
HMS-AF1K1

2024-098.DHP - Unit K - First Floor - Unit K Door Tags - 05/29/2025
 2024-098.DHP - Unit K - First Floor - Unit K Door Tags - 05/29/2025
 2024-098.DHP - Unit K - First Floor - Unit K Door Tags - 05/29/2025

6

5

4

3

2

1

E

D

C

B

A

6

5

4

3

2

1



1C FIRST FLOOR PLAN - OUTBUILDINGS - ADMINISTRATION
3/64" = 1'-0"




1A FIRST FLOOR PLAN - OUTBUILDINGS - TRANSPORTATION
3/64" = 1'-0"



SCHMIDT
ASSOCIATES

schmidt-arch.com • 317.263.6226
415 Massachusetts Ave., Indianapolis, IN 46204
731 Brent St. #203, Louisville, KY 40204

Project No. 2024-098.DHP
Project Date 05.29.2025
Produced PG, DJK

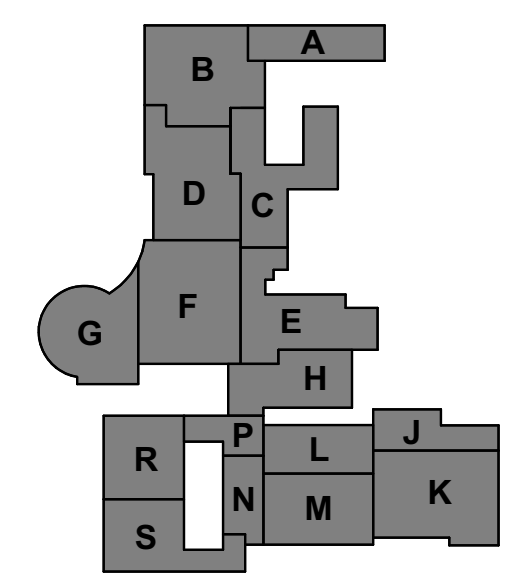


Sarah K. Hempstead

These Drawings and Specifications, and all copies thereof are and shall remain the property and copyright of the Architect. They shall be used only with respect to this Project and are not to be used on any other Project or Work without prior written permission from the Architect.

#	Revision	Date
A1	Addendum 1	06.17.2025

9145 Kennedy Avenue
Highland, IN 46322-2796



KEY PLAN

School Town of
Highland




District Wide
Hardware
Replacement Project

OUTBUILDINGS -
ADMINISTRATION AND
TRANSPORTATION

HMS-AF102

6 5 4 3 2 1

E
D
C
B
A



4A FIRST FLOOR PLAN - OUTBUILDINGS - SOFTBALL
3/64" = 1'-0"




1A FIRST FLOOR PLAN - OUTBUILDINGS - TENNIS
3/64" = 1'-0"



SCHMIDT ASSOCIATES
schmidt-arch.com • 317.263.6226
415 Massachusetts Ave., Indianapolis, IN 46204
731 Brent St. #203, Louisville, KY 40204

Project No. 2024-098.DHP
Project Date 05.29.2025
Produced PG DJK

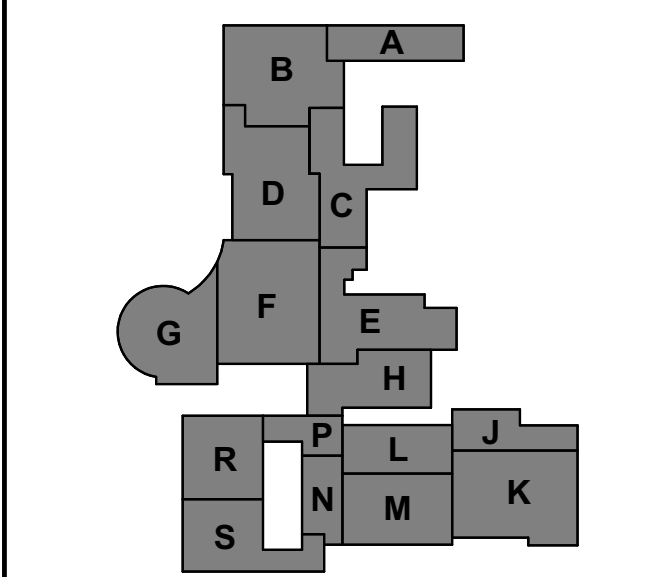


Sarah K. Hempstead

These Drawings and Specifications, and all copies thereof are and shall remain the property and copyright of the Architect. They shall be used only with respect to this Project and are not to be used on any other Project or Work without prior written permission from the Architect.

#	Revision	Date
A1	Addendum 1	06.17.2025

9145 Kennedy Avenue
Highland, IN 46322-2796



KEY PLAN

School Town of Highland



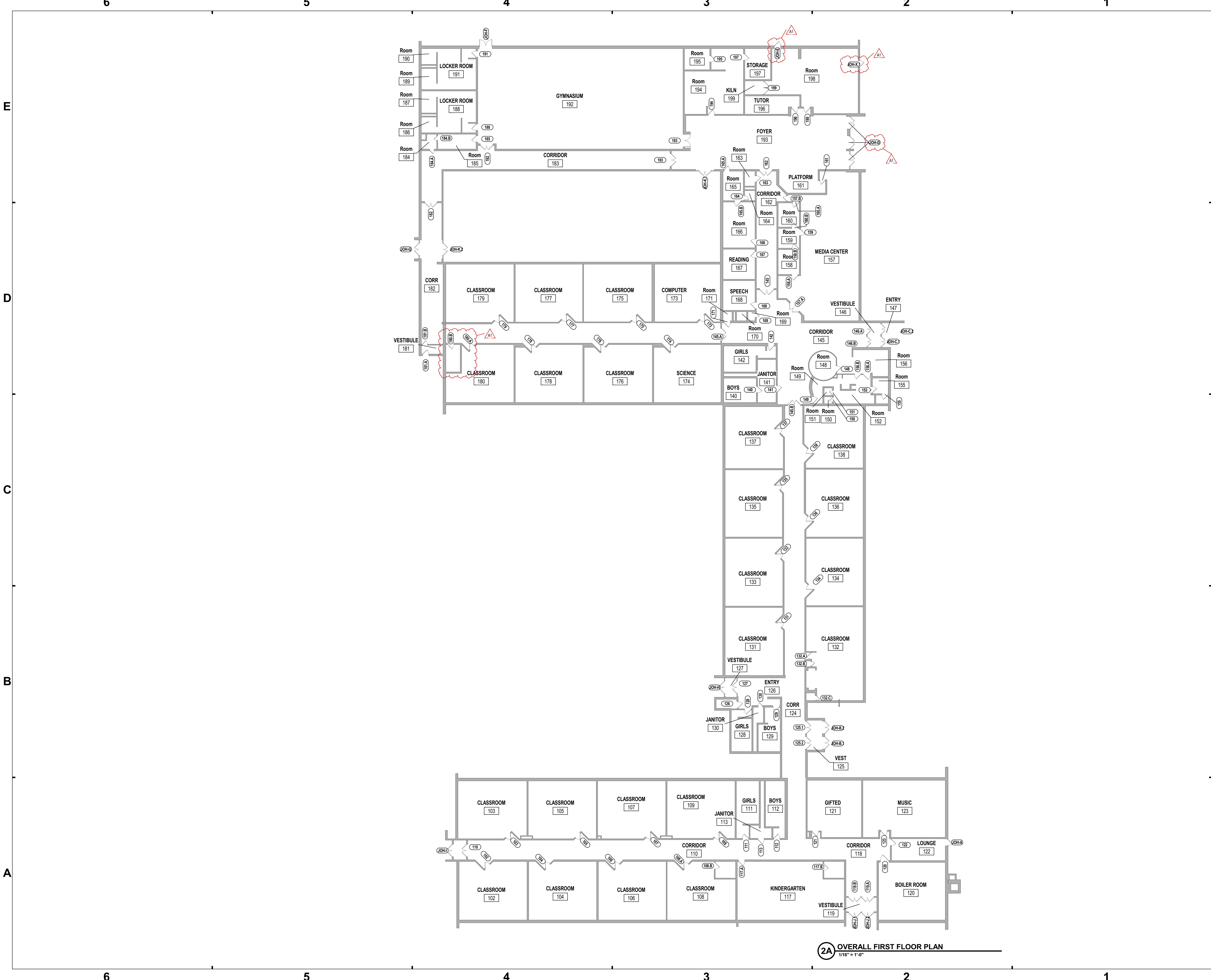
District Wide Hardware Replacement Project

OUTBUILDINGS - SOFTBALL AND TENNIS

HMS-AF105

6 5 4 3 2 1


2024-098.DHP - 4A - 3/64" = 1'-0" - 06/17/2025
 2024-098.DHP - 1A - 3/64" = 1'-0" - 06/17/2025
 2024-098.DHP - 1B - 3/64" = 1'-0" - 06/17/2025
 2024-098.DHP - 1C - 3/64" = 1'-0" - 06/17/2025
 2024-098.DHP - 1D - 3/64" = 1'-0" - 06/17/2025
 2024-098.DHP - 1E - 3/64" = 1'-0" - 06/17/2025
 2024-098.DHP - 1F - 3/64" = 1'-0" - 06/17/2025
 2024-098.DHP - 1G - 3/64" = 1'-0" - 06/17/2025
 2024-098.DHP - 1H - 3/64" = 1'-0" - 06/17/2025
 2024-098.DHP - 1I - 3/64" = 1'-0" - 06/17/2025
 2024-098.DHP - 1J - 3/64" = 1'-0" - 06/17/2025
 2024-098.DHP - 1K - 3/64" = 1'-0" - 06/17/2025
 2024-098.DHP - 1L - 3/64" = 1'-0" - 06/17/2025
 2024-098.DHP - 1M - 3/64" = 1'-0" - 06/17/2025
 2024-098.DHP - 1N - 3/64" = 1'-0" - 06/17/2025
 2024-098.DHP - 1O - 3/64" = 1'-0" - 06/17/2025
 2024-098.DHP - 1P - 3/64" = 1'-0" - 06/17/2025
 2024-098.DHP - 1Q - 3/64" = 1'-0" - 06/17/2025
 2024-098.DHP - 1R - 3/64" = 1'-0" - 06/17/2025
 2024-098.DHP - 1S - 3/64" = 1'-0" - 06/17/2025



2A OVERALL FIRST FLOOR PLAN
1/16" = 1'-0"

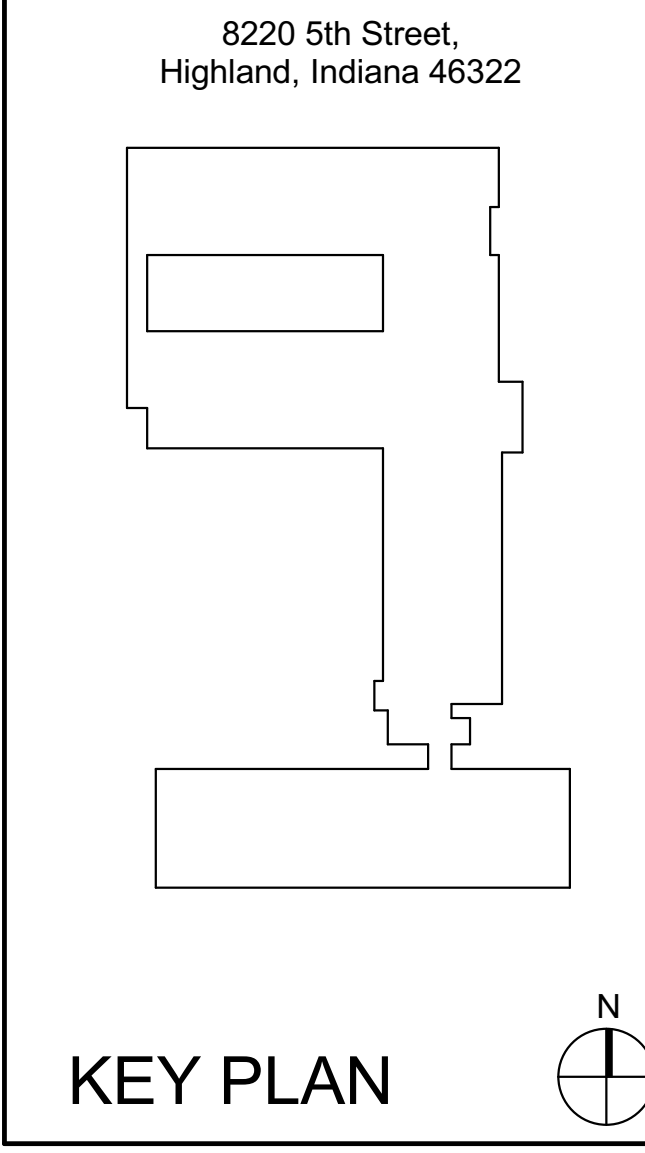


Project No. 2024-098.H23
Project Date 05.29.2025
Produced PG DJK



These Drawings and Specifications, and all copies thereof are and shall remain the property and copyright of the Architect. They shall be used only with respect to this Project and are not to be used on any other Project or Work without prior written permission from the Architect.

#	Revision	Date
A1	Addendum 1	06.17.2025



FIRST FLOOR PLAN
DOOR TAGS

JOH-AF101

6

5

4

3

2

1

E

D


C

B

A



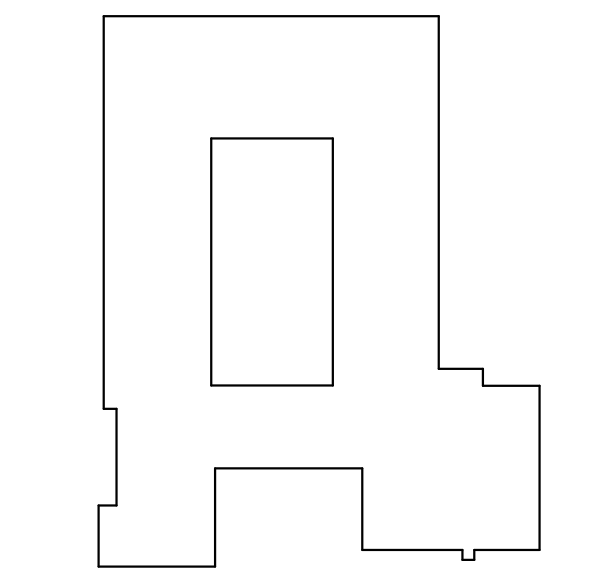
Project No. 2024-098.DHP
 Project Date 05.29.2025
 Produced PG DJK



These Drawings and Specifications, and all copies thereof are and shall remain the property and copyright of the Architect. They shall be used only with respect to this Project and are not to be used on any other Project or Work without prior written permission from the Architect.

#	Revision	Date
A1	Addendum 1	06.17.2025

8220 5th Street
 Highland, Indiana 46322



KEY PLAN

School Town of Highland



SOUTHRIDGE ELEMENTARY

FIRST FLOOR PLAN
 DOOR TAGS

SES-AF101

2A OVERALL FIRST FLOOR PLAN
 1/16" = 1'-0"

6

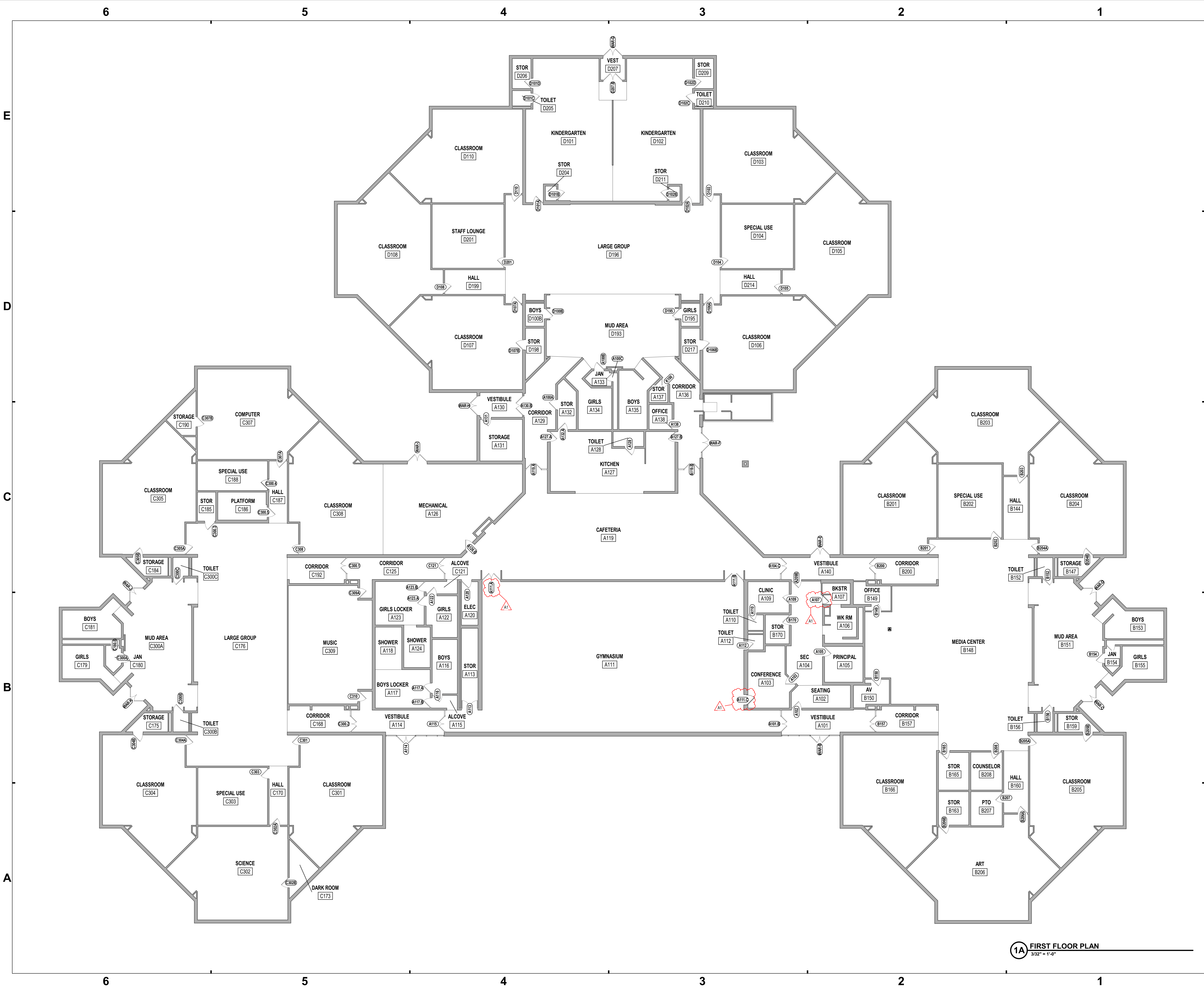
5

4

3

2

1

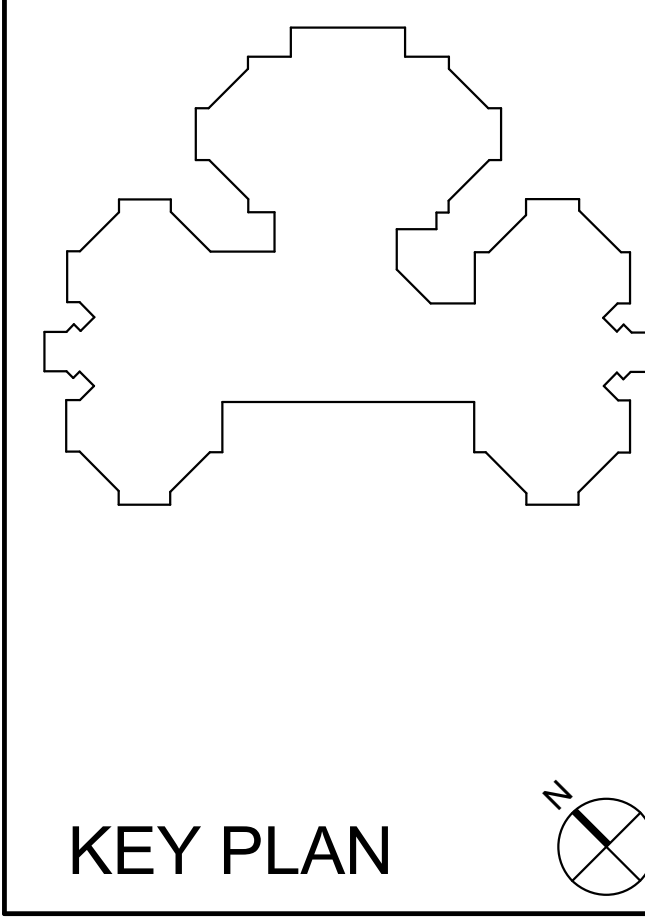


Project No. 2024-098.H23
 Project Date 05.29.2025
 Produced PG DJK

These Drawings and Specifications, and all copies thereof are and shall remain the property and copyright of the Architect. They shall be used only with respect to this Project and are not to be used on any other Project or Work without prior written permission from the Architect.

#	Revision	Date
A1	Addendum 1	06.17.2025

2901 100th Street
 Highland, Indiana 46322



School Town of Highland



WARREN ELEMENTARY

FIRST FLOOR PLAN
 DOOR TAGS

WAR-AF101

1A FIRST FLOOR PLAN
 3/32" = 1'-0"

ARCHITECT: SCHMIDT ASSOCIATES
 PROJECT NO: 2024-098.H23
 SHEET NO: WAR-AF101
 DATE: 05.29.2025
 DRAWN BY: PG
 CHECKED BY: DJK
 APPROVED BY: [Signature]

Question	Response
<p>The Project Manual states that the General Trades Contractor is to provide the building permit? Can this be removed from our scope or identified as an allowance within our scope?</p>	<p><i>Yes this will be paid for by the STOH.</i></p>
<p>It is our understanding from the pre-bid meeting that this work may be exclusively done during normal business hours while students and faculty are in the school. No night shift or weekend hours will be required. Can you please confirm this is accurate?</p>	<p><i>That is confirmed.</i></p>
<p>Who is responsible to provide temporary toilets and dumpsters?</p>	<p><i>Based on manpower, I don't think you'll need these. As long as your crew isn't using the schools facilities. This is not required unless you need it.</i></p>
<p>Clarification No. 4 from BC 01 General Trades states we are to provide, maintain, and relocate emergency access/egress. The Bid Documents do not show emergency egress so we have no way to identify where or if this this will be required. Please provide locations we will be required to relocate emergency access/egress. If this cannot be identified now, can this clarification be identified as an allowance or removed from the scope?</p>	<p><i>Nothing needed here, other than you will need to make sure you are not blocking entrances or doorways during school hours.</i></p>
<p>In 015690, it states we are to provide trash carts. Given the scope of this project, is this a requirement or can this be removed from the scope of work?</p>	<p><i>This will not be needed.</i></p>
<p>Are there any electrified doors or hardware within the scope?</p>	<p><i>No, there aren't any electrified products.</i></p>

<p>In Spec Section 087100 1.03 E. Inspection and Testing, it is stated to submit written reports for functional testing and inspection for fire door assemblies and egress door assemblies?</p>	<p><i>Removed from specs</i></p>
<p>Spec Section 087100 2.10 B. 1. 2) and 3.02 I. 3. both state the Owner is to install permanent cores?</p>	<p><i>No Construction keying needed</i></p>
<p>At openings where we only provide new permanent cores, do we need to provide temporary construction cores at these locations or just at openings with new cylinders/lockets/hardware with cores in them?</p>	<p><i>Temporary cores are not required for any location.</i></p>
<p>Hardware sets 3 and 25 do not have any new hardware specified. Can you confirm no new hardware is required at these locations?</p>	<p><i>Confirmed.</i></p>
<p>Hardware sets 5, 8, and 41 note that existing door, frame, and hardware to remain. Can you confirm no new hardware is required at these locations?</p>	<p><i>Confirmed.</i></p>