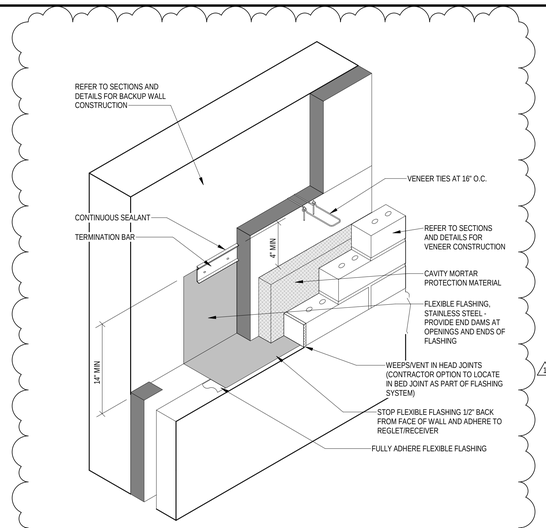

ISOMETRIC CUTAWAY VIEW

TYPICAL CAVITY WALL FLASHING AT ROOF TO WALL

1 TYPICAL CAVITY WALL FLASHING

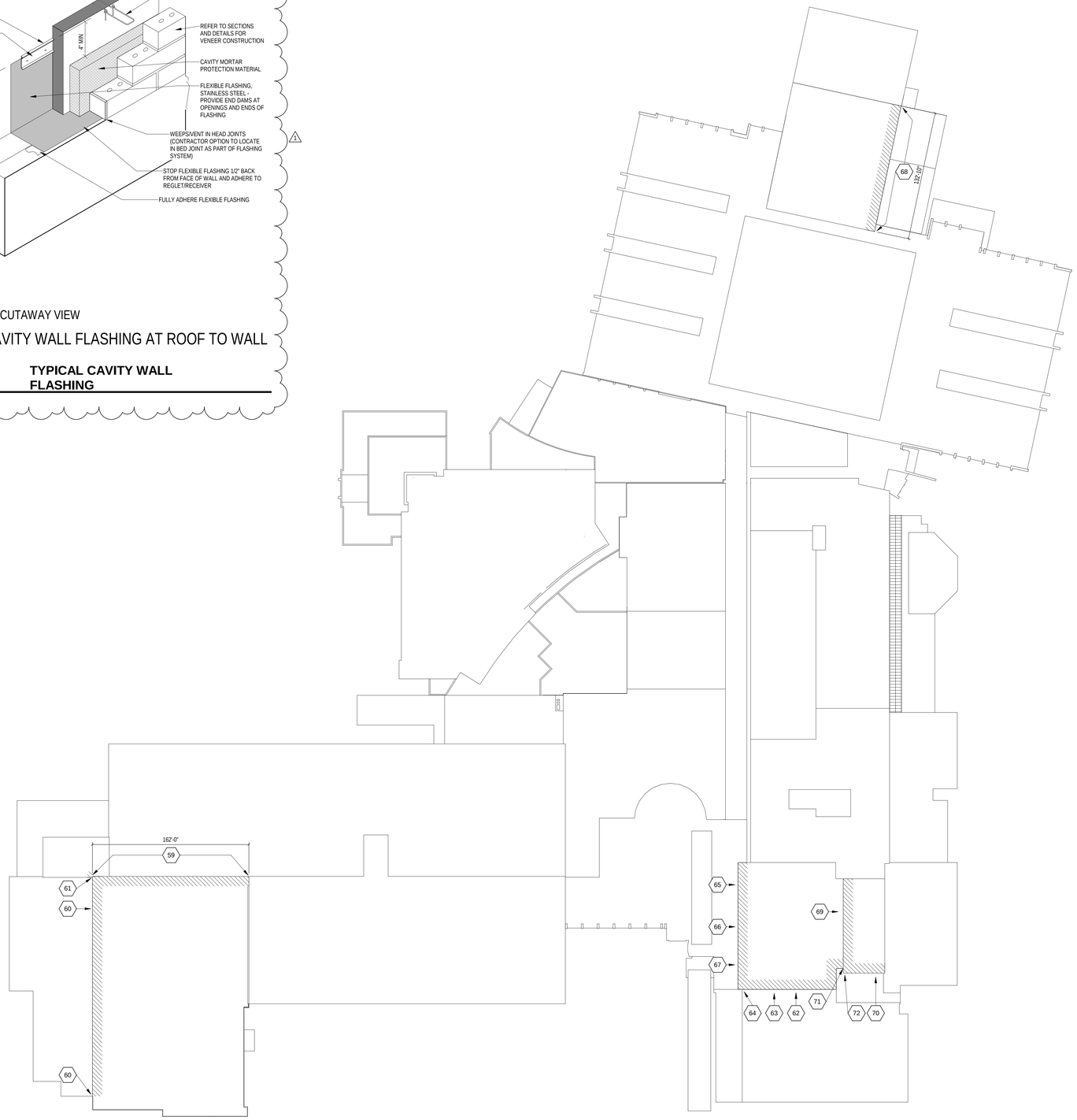

ROOF PLAN - OVERALL

SCALE: 1" = 50'-0"

NOTE:
MASONRY RESTORATION ABOVE ROOF LINE

GENERAL NOTES

A. REPAIR AND REPOINT WITH MORTAR ALL OPEN MORTAR JOINTS (ALLOWANCE)
B. CLEAN BRICK @ EXISTING HOSE BIBS
C. ALL OPENINGS AROUND WALL PENETRATIONS SHALL BE SEALED WATERTIGHT (ALLOWANCE)

SCOPING NOTES

X

(ALL NOTES MAY NOT BE INDICATED ON THIS SHEET)

1 CLEAN BRICK (10'-0" H. ± x 90'-0" L. ±)
2 CLEAN BRICK (7'-4" H. ± x 2'-0" W. ±) LENGTH VARIES. REFER TO PLAN
3 CLEAN BRICK (28'-0" H. ± x 25'-8" L. ±)
4 CLEAN BRICK (28'-0" H. ± x 23'-0" L. ±)
5 (3) VERTICAL BRICK EXPANSION JOINTS (EJ) 18'-8" H. ±. REPOINT WITH SEALANT
6 (2) VERTICAL BRICK EXPANSION JOINTS (EJ) 10'-0" H ±. REPOINT WITH SEALANT
7 (1) DAMAGED BRICK. REMOVE AND REPLACE TO MATCH EXISTING
8 (8) VERTICAL BRICK EXPANSION JOINTS (EJ) 10'-0" H. ±. REPOINT WITH SEALANT
9 (30±) SPALLED BRICK. REMOVE AND REPLACE TO MATCH EXISTING.
10 (2) VERTICAL BRICK EXPANSION JOINTS (EJ) 18'-8" H. ±. REPOINT WITH SEALANT (EJ IS LOCATED WITHIN BRICK REVEAL)
11 (10±) SPALLED BRICK. REMOVE AND REPLACE TO MATCH EXISTING.
12 (4±) DAMAGED BRICK. REMOVE AND REPLACE TO MATCH EXISTING.
13 (5) VERTICAL BRICK EXPANSION JOINTS (EJ) 28'-0" H. ±. REPOINT WITH SEALANT
14 (2") VERTICAL BUILDING EXPANSION JOINT. REPOINT WITH SEALANT
15 (20±) DAMAGED BRICK (10± PER PIER). REMOVE AND REPLACE TO MATCH EXISTING
16 REPOINT WITH MORTAR TOP (4) COURSES OF BRICK (32'-0" ± L.). SEAL WATERTIGHT, (4±) JOINTS IN THE EXISTING METAL TRIM AT TRANSITION FROM BRICK TO EXTERIOR INSULATION FINISH SYSTEM (E.I.F.S.)
17 CLEAN BRICK (28'-0" H. ± x 73'-0" L. ±)
18 CLEAN BRICK (18'-8" H. ± x 29'-0" L. ±)
19 CLEAN BRICK (18'-8" H. ± x 38'-0" L. ±)
20 CLEAN BRICK (10'-0" H. ± x 56'-0" L. ±)
21 REPAIR VERTICAL CRACK (9'-4" H. ±). REMOVE AND REPLACE BRICK, AS REQ'D, TO MATCH EXISTING. SAW CUT NEW FULL HEIGHT EXPANSION JOINT 5'-0" AWAY FROM CORNER. FILL WITH BACKER ROD AND SEALANT.
22 CLEAN BRICK (9'-4" H. ± x 8'-0" L. ±)
23 REMOVE AND REPLACE (2) BRICK, (1) COURSE, THAT HAVE BECOME DISPLACED AT TOP OF WALL @ WALL INTERSECTION. REFER TO ALLOWANCES.
24 (4) VERTICAL BRICK EXPANSION JOINTS (EJ) 10'-0" H. ±. REPOINT WITH SEALANT
25 SPALLED BRICK. REMOVE AND REPLACE TO MATCH EXISTING
26 REPAIR VERTICAL CRACK (10'-0" H. ±). REMOVE AND REPLACE BRICK, AS REQ'D, TO MATCH EXISTING
27 REPAIR VERTICAL / HORIZONTAL CRACKS, BOTH SIDES OF BRICK PIER. REMOVE AND REPLACE BRICK, AS REQ'D, TO MATCH EXISTING. REFER TO ALLOWANCES.
28 REMOVE ALL CAST STONE CAPS TO ACCOMMODATE NEW CONSTRUCTION. CLEAN AND REINSTALL, WITH ANCHORS, TO SAME LOCATIONS AFTER COMPLETION OF NEW CONSTRUCTION. PROVIDE NEW FLEXIBLE FLASHING UNDER STONE CAP. RAKE ALL NEW MORTAR HEAD JOINTS AND PROVIDE SEALANT FOR WATERTIGHT CONDITION.
29 REMOVE AND REPLACE BRICK ROWLOCK TOP COURSE TO MATCH EXISTING
30 CLEAN BRICK (9'-4" H. ± x 16'-0" L. ±)
31 CLEAN BRICK (9'-4" H. ± x 60'-0" L. ±)
32 VERTICAL BRICK EXPANSION JOINT (EJ) 18'-0" H. ±. (1) EACH JAMB (TYP). REPOINT WITH SEALANT
33 VERTICAL BRICK EXPANSION JOINT (EJ) 8'-8" H. ±. REPOINT WITH SEALANT
34 VERTICAL BRICK EXPANSION JOINT (EJ) 9'-4" H. ±. REPOINT WITH SEALANT
35 VERTICAL BRICK EXPANSION JOINT (EJ) 8'-0" H. ±. REPOINT WITH SEALANT
36 (4) VERTICAL BRICK EXPANSION JOINTS (EJ) 4'-0" H. ±. REPOINT WITH SEALANT
37 (4) VERTICAL BRICK EXPANSION JOINTS (EJ) 9'-4" H. ±. REPOINT WITH SEALANT
38 (4) VERTICAL BRICK EXPANSION JOINTS (EJ) 13'-4" H. ±. REPOINT WITH SEALANT
39 HORIZONTAL JOINT FULL LENGTH @ BASE OF WALL (44'-0" L. ±). REPOINT WITH SEALANT
40 CLEAN BRICK (10'-0" H. ± x 24'-0" L. ±)
41 (13) VERTICAL BRICK EXPANSION JOINTS (EJ) 9'-4" H. ±. REPOINT WITH SEALANT
42 CLEAN BRICK (5'-4" H. ± x 126'-0" L. ±)
43 (20) VERTICAL BRICK EXPANSION JOINTS (EJ) 10'-0" H. ±. REPOINT WITH SEALANT
44 CLEAN BRICK (16'-8" H. ± x 15'-0" L. ±)
45 CLEAN BRICK (18'-0" H. ± x 20'-0" L. ±)
46 PRECAST CAP (20'-0" L. ±) REPOINT JOINTS WITH MORTAR. RAKE HEAD JOINTS AND PROVIDE SEALANT FOR WATERTIGHT CONDITION
47 CLEAN BRICK (87'-0" L. ±) HEIGHT VARIES / STEPS BETWEEN 10'-0" H. ± AND 14'-0" H. ±
48 VERTICAL BRICK EXPANSION JOINT (EJ) 12'-0" H. ±. REPOINT WITH SEALANT
49 REPAIR FIRST (4) COURSES OF BRICK @ CORNER (4'-0" ± SOUTH & WEST OF CORNER). REPOINT WITH MORTAR
50 REPAIR SPALLED BRICK AND VERTICAL CRACKS (4'-0" H. ± x 4'-0" L. ±). REMOVE AND REPLACE BRICK, AS REQ'D, TO MATCH EXISTING
51 REPAIR SPALLED AND DAMAGED BRICK @ CORNER (1'-0" H. x 1'-0" L. ±). REMOVE AND REPLACE BRICK, AS REQ'D, TO MATCH EXISTING
52 REPAIR VERTICAL CRACK @ CORNER (11'-4" H. ±). REMOVE AND REPACE BRICK, AS REQ'D, TO MATCH EXISTING. REFER TO ALLOWANCES.
53 REPAIR VERTICAL CRACK (11'-4" H.±) AND DIAGONAL CRACKS (10'-0" H. ± x 10'-0" L. ±). REMOVE AND REPLACE BRICK, AS REQ'D, TO MATCH EXISTING. REFER TO ALLOWANCES
54 REPAIR SPALLED BRICK AND MORTAR JOINTS (5'-0" H. ± x 5'-0" L. ±). REMOVE AND REPLACE BRICK, AS REQ'D, TO MATCH EXISTING. REPOINT WITH MORTAR.
55 REPAIR FIRST (10) COURSES OF BRICK @ CORNER (4'-0" ± NORTH & WEST OF CORNER). REPOINT WITH MORTAR
56 REPAIR SPALLED BRICK AND MORTAR JOINTS (6'-8" H. ± x 6'-8" L. ±). REMOVE AND REPLACE BRICK, AS REQ'D, TO MATCH EXISTING. REPOINT WITH MORTAR.
57 REMOVE AND REPLACE ALL SEALANT AT STONE WALL CAP
58 CLEAN CAST STONE COLUMN CAP
59 CLEAN BRICK AND RE-POINT WITH MORTAR (2'-8" HIGH AND FULL LENGTH OF WALL)
60 VERTICAL BRICK EXPANSION JOINT. REMOVE EXISTING SEALANT AND RE-POINT WITH SEALANT (+/- 9' HIGH)
61 SAWCUT JOINT AT BRICK INSIDE CORNER TO CREATE NEW EXPANSION JOINT. PROVIDE NEW BACKER ROD AND SEALNT (+/- 9' HIGH) REMOVE AND REPLACE CRACKED BRICK ON WEST FACING WALL.
62 CLEAN BRICK AND RE-POINT WITH MORTAR (+/- 8' HIGH x 18' WIDE)
63 CLEAN BRICK (+/- 8' HIGH x 30' WIDE)
64 SPALLED BRICK, REMOVE AND REPLACE TO MATCH (+/- 20 BRICK)
65 DAMAGED BRICK, REMOVE AND REPLACE TO MATCH (+/- 10 BRICK)
66 DAMAGED BRICK, REMOVE AND REPLACE TO MATCH (+/- 5' HIGH x 17' WIDE)
67 DAMAGED BRICK, REMOVE AND REPLACE TO MATCH (+/- 5' HIGH x 20' WIDE)
68 CLEAN BRICK FULL LENGTH AND HEIGHT (HEIGHT +/- 23')
69 DAMAGED BRICK, REMOVE AND REPLACE TO MATCH (+/- 30 BRICK)
70 DAMAGED BRICK, REMOVE AND REPLACE TO MATCH (+/- 15 BRICK)
71 SAWCUT JOINT AT BRICK INSIDE CORNER TO CREATE NEW EXPANSION JOINT. PROVIDE NEW BACKER ROD AND SEALNT (+/- 9' HIGH) REMOVE AND REPLACE CRACKED BRICK ON WEST FACING WALL.
72 REMOVE EXISTING BRICK VENEER AT CORNER FULL HEIGHT (+/- 42' HIGH) AND 5'-0" EACH WAY ON SOUTH AND WEST WALLS. REBUILD CORNER WITH NEW BRICK VENEER ASSEMBLY INCLUDING VENEER ANCHORS AND THRU-WALL FLEXIBLE FLASHING (SEE DETAIL 1-A1.09). PROVIDE SEALANT FILLED EXPANSION JOINT ON SOUTH WALL AT EXISTING BRICK.

VERIFICATION NOTE

CONTRACTOR SHALL VERIFY ALL DIMENSIONS AND CLEARANCES AND ALL EXISTING FIELD CONDITIONS BEFORE STARTING CONSTRUCTION. COMMENCEMENT OF WORK CONSTITUTES ACCEPTANCE OF CONDITIONS.

SHOULD DIFFERENT CONDITIONS BE ENCOUNTERED, CONTACT THE ARCHITECT BEFORE PROCEEDING WITH WORK.

COPYRIGHT 2019 BY FANNING/HOWEY ASSOCIATES, INC.

CARMEL HIGH SCHOOL MASONRY RESTORATION

CARMEL HIGH SCHOOL
520 E. MAIN ST
CARMEL, INDIANA 46032

CARMEL CLAY SCHOOLS

ARCHITECT

FANNING HOWEY

(317) 848-0966 WWW.FHAI.COM

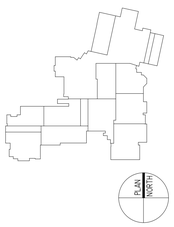

Construction Documents

WILLIAM E. PAYNE REGISTERED No. 4169 STATE OF INDIANA ARCHITECT

PROJECT MANAGER: AM

DRAWN BY: MDM

PROJECT NUMBER: 218082.00

PROJECT ISSUE DATE: 12-4-2019

REV. NO.	DESCRIPTION	DATE
1	Addendum 1	1-28-20

ROOF PLAN - OVERALL

A1.09

\\data1\cainoprofiles$\rgamble\My Documents\2018_Arch_218082_rgamble.rvt
1/29/2020 10:03:25 AM