North Montgomery School Corporation

2017-072.NML
5945 US-231
Crawfordsville, IN 47933

01.31.2020

2017-072.NML

SCHOOL BOARD AND ADMINISTRATION

President: Karin Kerber Odle (Madison Township)
Vice President: Gary Bohlander (Sugar Creek Township)
Secretary: Terresa Hatke (Wayne Township)
Member: Michael Shepherd (Coal Creek Township)
Member: Kathy Crawford (North Union Township)
Member: Jess Cain (At Large)
Member: Gerald Hole (Franklin Township)
Superintendent: Colleen Moran
Principal: Michael Cox
Assistant Principal: Jonathan Guthrie

Drawing Index

1 - General		
	G-001.2	COVER SHEET
9 - Electrical		
	E-001.2	SYMBOLS & ABBREVIATIONS
	ES101.2	FOOTBALL FIELD DEMOLITION SITE PLAN
	ES102.2	FOOTBALL FIELD NEW SPORT LIGHTING SITE PLAN
A1A	ED1B1.N/E	FIRST FLOOR DEMOLITION PLAN - UNIT B GYM
	ED1B1.2	FIRST FLOOR DEMOLITION PLAN - UNIT B
	ED1H1.2	FIRST FLOOR DEMOLITION PLAN - UNIT H AUDITORIUM
	ED1B2.2	MEZZANINE DEMOLITION PLAN - UNIT B
	ED1H2.2	BALCONY DEMOLITION PLAN - UNIT H AUDITORIUM
A1A	EL1B1.N/E	FIRST FLOOR LIGHTING PLAN - UNIT B GYM
	EL1B1.2	FIRST FLOOR LIGHTING PLAN - UNIT B
	EL1H1.2	FIRST FLOOR LIGHTING PLAN - UNIT H AUDITORIUM
	EL1B2.2	MEZZANINE LIGHTING PLAN - UNIT B
	EL1H2.2	BALCONY LIGHTING PLAN - UNIT H AUDITORIUM
	EP1H1.2	FIRST FLOOR POWER PLAN - UNIT H AUDITORIUM
	EP1H2.2	BALCONY POWER PLAN - UNIT H AUDITORIUM
	E-501.2	SPORTS LIGHTING DETAILS
	E-601.2	ONE-LINE DIAGRAMS, DETAILS, & SCHEMATICS

General Notes

Nothing set forth in these Drawings shall release any Contractor from responsibility to provide appropriate quantities, field measurements, dimensional stability, installation, anchorage and coordination with other trades, or waive the Contractor's responsibility to identify and resolve deviations from the requirements of the Contract Documents, or waive the Contractor's responsibility to alert the Architect to errors or omissions contained therein.
Each Contractor shall verify in the field all existing applicable conditions and dimensions shown on the Drawings and as pertinent to the intent of these Drawings. Any discrepancy discovered shall be brought to the attention of the Architect prior to the commencement of any Work affected by, or related to, such discrepancy.
Each Contractor shall be responsible for all costs associated with, or caused by failure to comply with requirement.
Each Contractor shall review in advance all portions of the Work to verify that the Work will not prohibit completion of the Project as intended in these Contract Documents. Any questions shall be promptly referred to the Architect for resolution.

Each Contractor shall refer to the Project Manual for cleaning and disposal requirements.
Each Contractor shall be responsible for the protection of all surfaces and finishes at interior and exterior of building. Damaged surfaces and finishes resulting from the performance of the Work shall be repaired at no cost to the Owner by the responsible Contractor to match existing to the satisfaction of the Owner.
Each Contractor shall coordinate respective cutting and patching Work with the other Prime Contracts.
Each Contractor shall become completely familiar with all aspects of the Work, even those areas designated to be provided by others. This familiarization includes full and complete understanding of the Work described on all Sheets of the Drawings and in all Sections of the Project Manual. Failure by the Contractor to become completely familiar and cognizant of all aspects of the Work shall not relieve the Contractor of the responsibility to provide materials, assemblies, or services indicated in the Contract Documents.

SARAH KATHLEEN HEMPSTEAD REGISTERED NO. AR10400134 STATE OF INDIANA ARCHITECT

Sarah K Hempstead

Vicinity Map

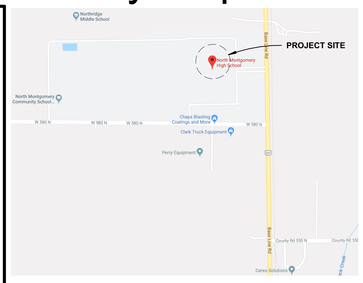

Thoroughfare Map

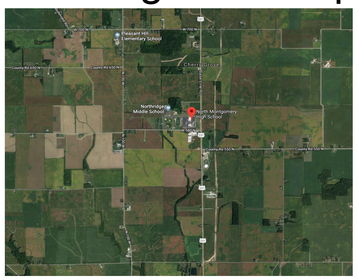

SCHMIDT ASSOCIATES
415 Massachusetts Avenue
Indianapolis, IN 46204
www.schmidt-arch.com

The Skillman Corporation
3834 S Emerson Ave
Suite A
Indianapolis, IN 46203
www.skillman.com

North Montgomery School Corporation

G-001.2

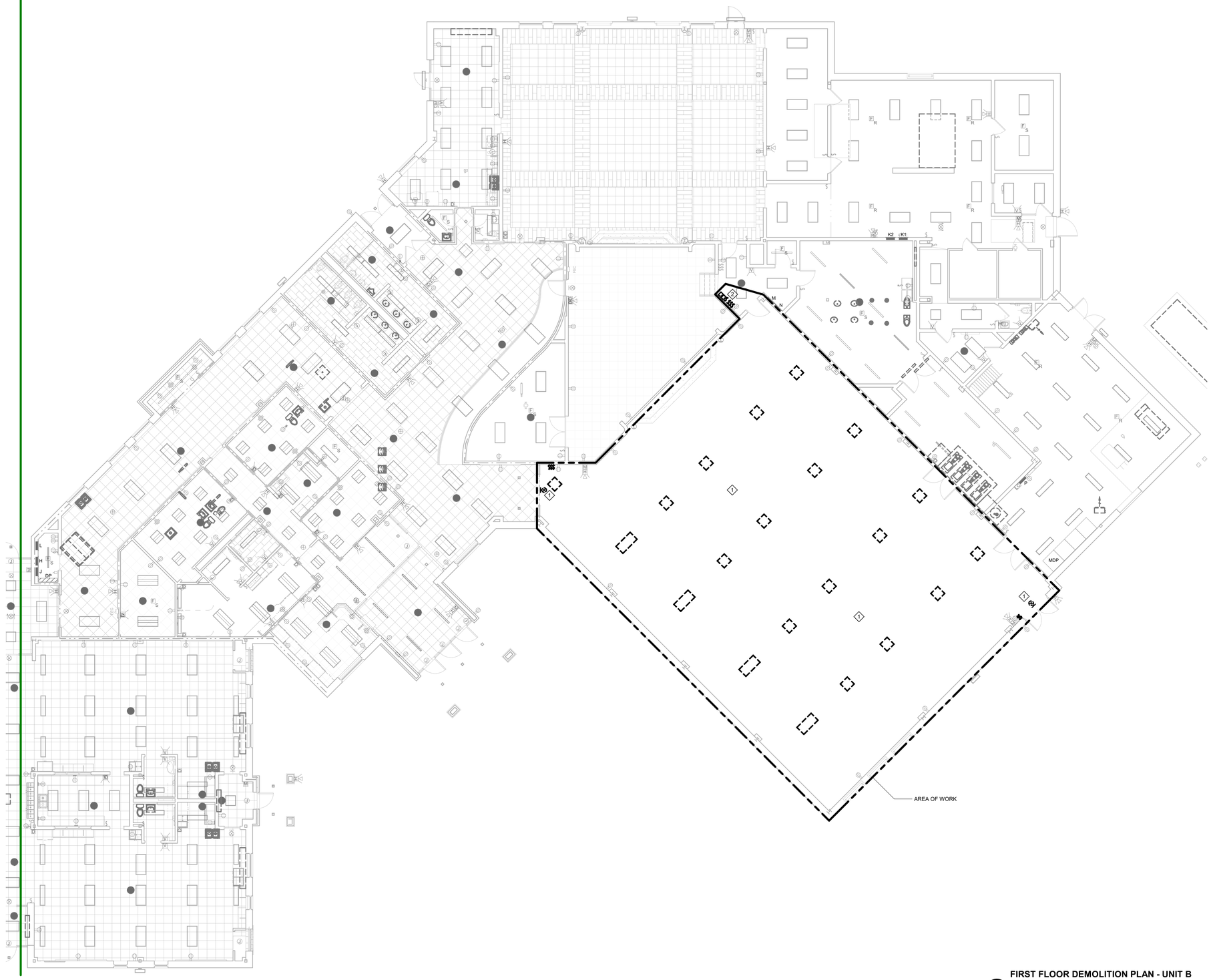

FIRST FLOOR DEMOLITION PLAN - UNIT B GYM
2A 1/8" = 1'-0"

GENERAL DEMOLITION NOTES

#	NOTES
A	REFER TO SHEET E-001 FOR ADDITIONAL INFORMATION.
B	THIS DRAWING REPRESENTS INFORMATION OBTAINED FROM ORIGINAL CONTRACT DRAWINGS AND FIELD SURVEY. VERIFY BY ON-SITE OBSERVATION THE EXTENT OF WORK PRIOR TO SUBMISSION OF BID.
C	CONTRACT DOCUMENTS CONSIST OF BOTH PROJECT MANUAL AND DRAWINGS AND ARE MEANT TO BE COMPLEMENTARY. ANYTHING APPEARING ON EITHER MUST BE EXECUTED THE SAME AS IF SHOWN ON BOTH.
D	THOROUGHLY EXAMINE THE WORK OF OTHER CONTRACTORS AND PROPERLY INSTALL ALL WORK REQUIRED FOR THE PROJECT.
E	THE OWNER HOLDS RIGHT OF FIRST REFUSAL FOR ALL DEMOLISHED ELECTRICAL EQUIPMENT.
F	ALL ELECTRICAL ITEMS SHOWN WITH LIGHT LINEWORK ARE EXISTING TO REMAIN.
G	REMOVE ALL ELECTRICAL ITEMS SHOWN WITH BOLD/DASHED LINEWORK COMPLETE.
H	COORDINATE AND DISCONNECT ALL ARCHITECTURAL, MECHANICAL, AND PLUMBING EQUIPMENT AS NOTED FOR REMOVAL BY OTHERS. REMOVE ALL ASSOCIATED ELECTRICAL EQUIPMENT, RACEWAYS, CONDUCTORS, ETC. SERVING THE EQUIPMENT.
I	PROVIDE ALL CUTTING AND PATCHING AS REQUIRED FOR THE REMOVAL OF EXISTING ELECTRICAL EQUIPMENT. REFER TO SPECIFICATIONS.
J	PROVIDE A BLANK COVERPLATE FOR ALL EXISTING WALL OPENINGS WHERE ELECTRICAL EQUIPMENT HAS BEEN REMOVED AND NOT REPLACED. IN AREAS RECEIVING NEW WALL TREATMENTS, PATCH THE EXISTING OPENING.
K	REFER TO A, M, AND P-SERIES DRAWINGS FOR AREAS WITH ABOVE CEILING WORK AND/OR CEILING REMOVAL. TEMPORARILY SUPPORT ALL ELECTRICAL DEVICES, FIXTURES, ETC. AS REQUIRED. RE-INSTALL ELECTRICAL ITEMS FOLLOWING THE COMPLETION OF WORK IN THE NEW OR EXISTING CEILINGS.

DEMOLITION PLAN NOTES

#	NOTES
1	REMOVE EXISTING LIGHT FIXTURE(S) COMPLETE FOR ONE-TO-ONE REPLACEMENT. EXISTING LIGHTING CIRCUIT WIRING TO REMAIN FOR REUSE WHERE POSSIBLE.
2	REMOVE EXISTING LIGHT SWITCHES, CONTACTORS, AND BALLASTS ASSOCIATED WITH GYMNASIUM LIGHTING COMPLETE.

GYMNASIUM LIGHTING AND CONTROLS REPLACEMENT TYPICAL FOR THE FOLLOWING NORTH MONTGOMERY SCHOOL CORPORATION ELEMENTARY SCHOOLS:
1. PLEASANT HILL
2. SUGAR CREEK
3. LESTER B. SOMMER

SCHMIDT ASSOCIATES
415 Massachusetts Avenue
Indianapolis, IN 46204
www.schmidt-arch.com

Project No. 2017-072.NML
Project Date 01.31.2020
Produced JTH EAG

A1.2

SARAH KATHLEEN HEMPSTEAD REGISTERED NO. AR10400134 STATE OF INDIANA ARCHITECT

Sarah K Hempstead

These Drawings and Specifications, and all copies thereof are and shall remain the property and copyright of the Architect. They shall be used only with respect to this Project and are not to be used on any other Project or Work without prior written permission from the Architect.

#	Revision	Date
A1.2	Addendum #1	02.13.2020

6895 N. 100 W.
Crawfordsville, IN 47933

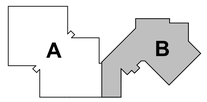

KEY PLAN

North Montgomery School Corporation

Lighting Replacement

FIRST FLOOR DEMOLITION PLAN - UNIT B GYM

ED1B1.NME

GENERAL LIGHT FIXTURE SCHEDULE NOTES

#	NOTES
A	FOR ALL INTERIOR LED FIXTURES, PROVIDE 3500 DEGREE K COLOR TEMPERATURE UON.
B	REFER TO LIGHT FIXTURE SCHEDULE AND REFLECTED CEILING PLANS FOR MOUNTING REQUIREMENTS, CEILING TYPES, AND FINAL LOCATIONS. PROVIDE APPROPRIATE MOUNTING TRIM REQUIRED FOR CEILING TYPE.
C	PROVIDE FACTORY INSTALLED DISCONNECTS FOR ALL LINEAR FIXTURES.
D	PROVIDE SELF-DIAGNOSTICS AND SELF-TESTING FOR ALL LIFE SAFETY FIXTURES (EXIT FIXTURES, WALL PACKS, INVERTERS BALLASTS, ETC.)

LIGHTING FIXTURES SCHEDULE

FIXTURE	DESCRIPTION	VOLTAGE	SOURCE TYPE	SOURCE LUMENS	SOURCE WATTS	SOURCE CCT	MOUNTING	LENS/REFLECTOR	CERTIFICATIONS	ACCEPTABLE MANUFACTURERS	FIXTURE
E1	LED EMERGENCY LIGHT. 25' ON CENTER COVERAGE. ADJUSTABLE OPTICS. SELF DIAGNOSTIC. WHITE FINISH. SEALED NICKEL CADMIUM BATTERY.	120/277 V	LED	N/A	10 W	N/A	SURFACE/WALL	VANDAL-RESISTANT WIREGUARD		SURE-LITES SEL25 DUAL-LITE EV LITHONIA ELM2	E1
L33E	2X2 PRISMATIC LED TROFFER. WHITE FLUSH ALUMINUM DOOR. 0-10V DIMMING. INTEGRAL EMERGENCY BATTERY INVERTER.	120/277 V	LED	2,500 LM	24 W	3500 K	RECESSED IN GRID	PATTERN 12 FROST ACRYLIC LENS, 0.125" MINIMUM	DLC	METALUX 22GR COLUMBIA LJT22 LITHONIA 2GTL	L33E
L34	2X4 HIGH BAY VANDAL RESISTANT LED TROFFER. WHITE FLUSH STEEL DOOR. 0-10V DIMMING.	120/277 V	LED	15,000 LM	149 W	4000 K	RECESSED IN GRID	FROSTED ACRYLIC LENS WITH CLEAR POLYCARBONATE LENS, 0.25" NOMINAL	DLC	LITHONIA 2VRTLGL48 FAIL-SAFE GRV244 ILP GH24	L34
X2W	VANDAL PROOF LED EXIT LIGHT, DIE-CAST ALUMINUM HOUSING, BLACK FINISH. SINGLE FACE. STENCIL FACE, RED LETTERS. SELF-POWERED. NICKEL-CADMIUM BATTERY. SELF-DIAGNOSTIC/SELF-TESTING MODULE.	120/277 V	LED	N/A	5 W	N/A	UNIVERSAL	VANDAL-RESISTANT POLYCARBONATE SHIELD WITH TAMPERPROOF SCREWS	N/A	DUAL-LITE SEWL SURE-LITES UX LITHONIA LV	X2W

GENERAL LIGHTING NOTES

#	NOTES
A	REFER TO SHEET E-001 FOR ADDITIONAL INFORMATION.
B	EXISTING CIRCUIT NUMBERS INDICATED ON DRAWINGS ARE PER EXISTING DRAWINGS AND SHALL BE FIELD VERIFIED.
C	DIVISION 26 CONTRACTOR SHALL FURNISH AND INSTALL A FIRE RATED SHROUD ON TOP OF ALL RECESSED LIGHT FIXTURES INSTALLED IN FIRE RATED CEILINGS. COORDINATE WITH A-SERIES PLANS FOR FIRE RATED CEILING LOCATIONS.

LIGHTING PLAN NOTES

#	NOTES
1	RECONFIGURE EXISTING LIGHTING CIRCUIT WIRING WHERE POSSIBLE AND REPLACE WIRING AS NECESSARY FOR NEW CONTROLS LAYOUT.
2	PROVIDE WALL BOX DIMMER SWITCHES FOR GYMNASIUM LIGHTING. PROVIDE NEW 0-10V DIMMING CONTROL WIRING. REUSE EXISTING LIGHTING CIRCUIT WIRING WHERE POSSIBLE.
3	PROVIDE SURFACE MOUNTED CONDUIT AND BACK BOX FROM ABOVE ACCESSIBLE CEILING FOR EMERGENCY LIGHT. PAINT CONDUIT AND BACK BOX TO MATCH ADJACENT WALL SURFACE.

GYMNASIUM LIGHTING AND CONTROLS REPLACEMENT TYPICAL FOR THE FOLLOWING NORTH MONTGOMERY SCHOOL CORPORATION ELEMENTARY SCHOOLS:
1. PLEASANT HILL
2. SUGAR CREEK
3. LESTER B. SOMMER

2A FIRST FLOOR LIGHTING PLAN - UNIT B GYM
1/8" = 1'-0"

SCHMIDT ASSOCIATES
415 Massachusetts Avenue
Indianapolis, IN 46204
www.schmidt-arch.com

Project No. 2017-072.NML
Project Date 01.31.2020
Produced JTH EAG

SARAH KATHLEEN HEMPSTEAD REGISTERED NO. AR10400134 STATE OF INDIANA ARCHITECT

These Drawings and Specifications, and all copies thereof are and shall remain the property and copyright of the Architect. They shall be used only with respect to this Project and are not to be used on any other Project or Work without prior written permission from the Architect.

#	Revision	Date
A1.2	Addendum #1	02.13.2020

6895 N. 100 W.
Crawfordsville, IN 47933

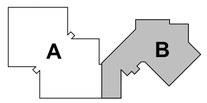

KEY PLAN

North Montgomery School Corporation

Lighting Replacement

FIRST FLOOR LIGHTING PLAN - UNIT B GYM

EL1B1.NME