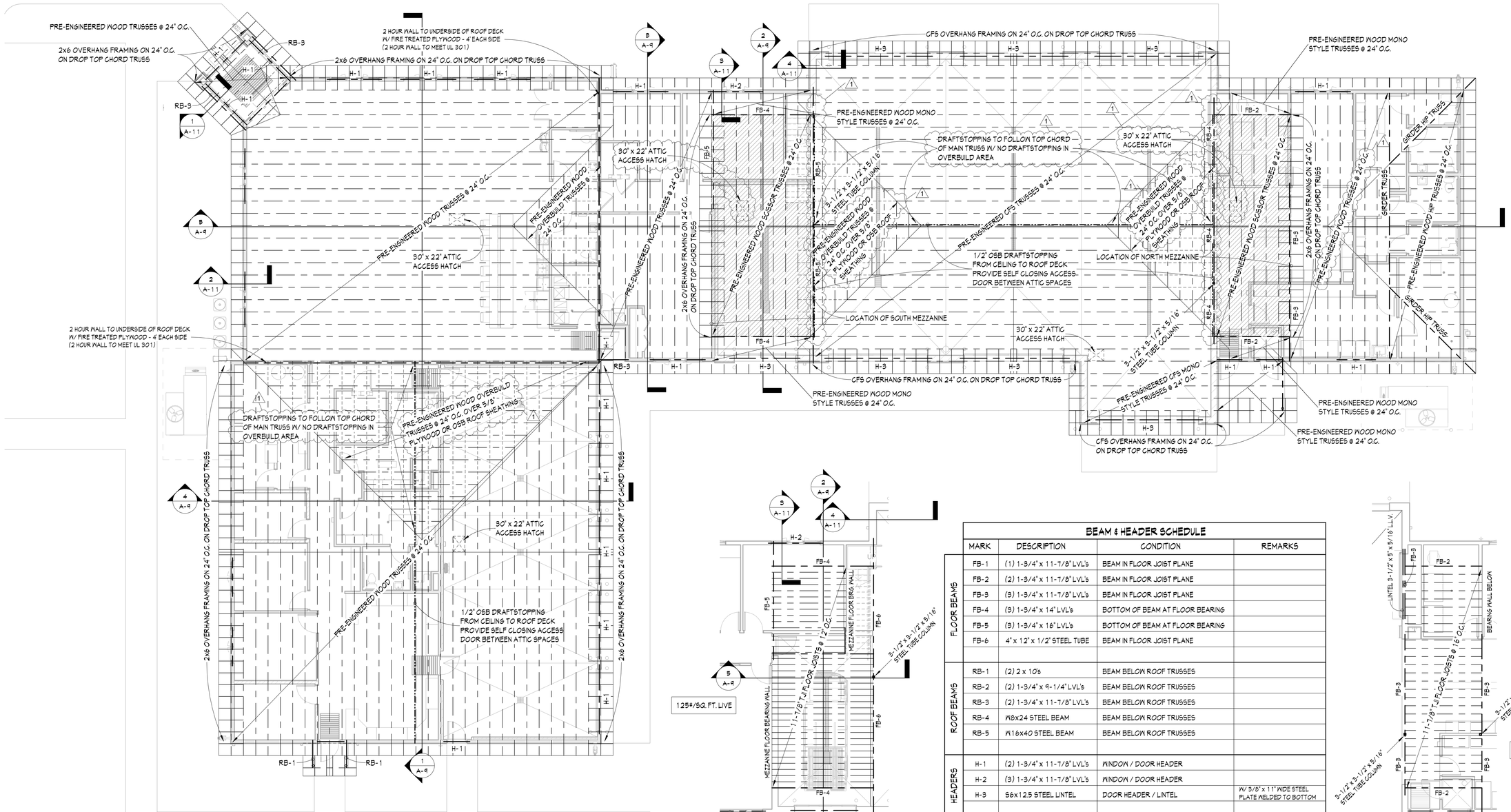

ROOF FRAMING PLAN

1/8" = 1'-0"

TRUE NORTH

PROJECT NORTH

SOUTH MEZZ. FLOOR FRAMING

1/8" = 1'-0"

TRUE NORTH

PROJECT NORTH

BEAM & HEADER SCHEDULE				
	MARK	DESCRIPTION	CONDITION	REMARKS
FLOOR BEAMS	FB-1	(1) 1-3/4" x 11-7/8" LVL's	BEAM IN FLOOR JOIST PLANE	
	FB-2	(2) 1-3/4" x 11-7/8" LVL's	BEAM IN FLOOR JOIST PLANE	
	FB-3	(3) 1-3/4" x 11-7/8" LVL's	BEAM IN FLOOR JOIST PLANE	
	FB-4	(3) 1-3/4" x 14" LVL's	BOTTOM OF BEAM AT FLOOR BEARING	
	FB-5	(3) 1-3/4" x 16" LVL's	BOTTOM OF BEAM AT FLOOR BEARING	
	FB-6	4" x 12" x 1/2" STEEL TUBE	BEAM IN FLOOR JOIST PLANE	
ROOF BEAMS	RB-1	(2) 2 x 10's	BEAM BELOW ROOF TRUSSES	
	RB-2	(2) 1-3/4" x 9-1/4" LVL's	BEAM BELOW ROOF TRUSSES	
	RB-3	(2) 1-3/4" x 11-7/8" LVL's	BEAM BELOW ROOF TRUSSES	
	RB-4	W8x24 STEEL BEAM	BEAM BELOW ROOF TRUSSES	
	RB-5	W16x40 STEEL BEAM	BEAM BELOW ROOF TRUSSES	
HEADERS	H-1	(2) 1-3/4" x 11-7/8" LVL's	WINDOW / DOOR HEADER	
	H-2	(3) 1-3/4" x 11-7/8" LVL's	WINDOW / DOOR HEADER	
	H-3	S6x12.5 STEEL LINTEL	DOOR HEADER / LINTEL	W/ 3/8" x 11" WIDE STEEL PLATE WELDED TO BOTTOM

LVL BEAMS - 2.0E & 3100Fb

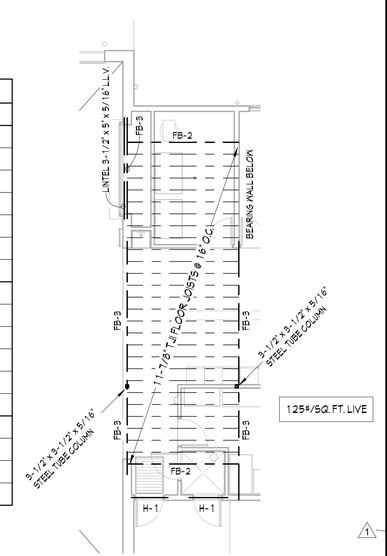

NORTH MEZZ. FLOOR FRAMING

1/8" = 1'-0"

TRUE NORTH

PROJECT NORTH

FOR BIDS ONLY

NOT FOR CONSTRUCTION

5844 RED ARROW HIGHWAY
STEVENSVILLE, MICHIGAN 49127
Phone: (269) 429-7000
Fax: (269) 429-7888
Email: info@brooksarch.com

© BROOKS ARCHITECTURAL INC. 2020

BROOKS ARCHITECTURAL

ROOF FRAMING & MEZZANINE FLOOR FRAMING PLANS

Construction Drawings For:

NEW BUFFALO TWP. PUBLIC SAFETY BUILDING

18959 Highway US 12, New Buffalo, Michigan 49117

DRAWN BY: BH

APPROVED BY: CB

REVISIONS

1 ADDENDUM #1 8/27/20

PROJECT: 19-054

DATE: 08/10/2020

SHEET

A-15

OF 46

8/27/2020 9:17:17 AM

P:\Brent's\19054 New Buffalo Fire & Police Station\19054 New Buffalo Fire & Police Station - CD for bids 8.10.20 & 8.27.20 addendum-1.rvt

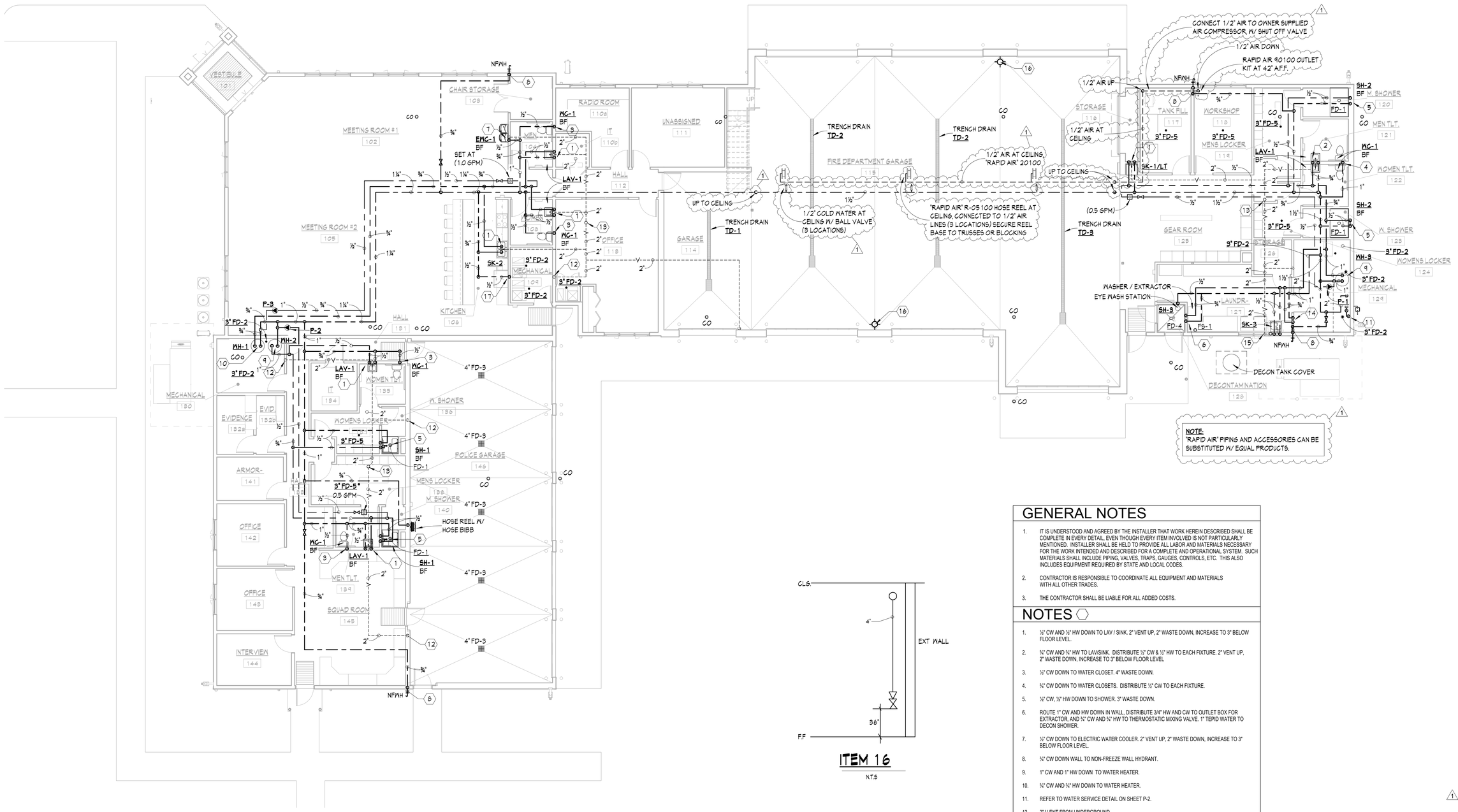

NOTE:
'RAPID AIR' PIPING AND ACCESSORIES CAN BE SUBSTITUTED W/ EQUAL PRODUCTS.

ITEM 16

N.T.S

GENERAL NOTES

1. IT IS UNDERSTOOD AND AGREED BY THE INSTALLER THAT WORK HEREIN DESCRIBED SHALL BE COMPLETE IN EVERY DETAIL, EVEN THOUGH EVERY ITEM INVOLVED IS NOT PARTICULARLY MENTIONED. INSTALLER SHALL BE HELD TO PROVIDE ALL LABOR AND MATERIALS NECESSARY FOR THE WORK INTENDED AND DESCRIBED FOR A COMPLETE AND OPERATIONAL SYSTEM. SUCH MATERIALS SHALL INCLUDE PIPING, VALVES, TRAPS, GAUGES, CONTROLS, ETC. THIS ALSO INCLUDES EQUIPMENT REQUIRED BY STATE AND LOCAL CODES.
2. CONTRACTOR IS RESPONSIBLE TO COORDINATE ALL EQUIPMENT AND MATERIALS WITH ALL OTHER TRADES.
3. THE CONTRACTOR SHALL BE LIABLE FOR ALL ADDED COSTS.

NOTES ⬡

1. ½" CW AND ½" HW DOWN TO LAV / SINK. 2" VENT UP, 2" WASTE DOWN, INCREASE TO 3" BELOW FLOOR LEVEL.
2. ¾" CW AND ¾" HW TO LAV/SINK. DISTRIBUTE ½" CW & ½" HW TO EACH FIXTURE. 2" VENT UP, 2" WASTE DOWN, INCREASE TO 3" BELOW FLOOR LEVEL
3. ½" CW DOWN TO WATER CLOSET. 4" WASTE DOWN.
4. ¾" CW DOWN TO WATER CLOSETS. DISTRIBUTE ½" CW TO EACH FIXTURE.
5. ½" CW, ½" HW DOWN TO SHOWER. 3" WASTE DOWN.
6. ROUTE 1" CW AND HW DOWN IN WALL, DISTRIBUTE 3/4" HW AND CW TO OUTLET BOX FOR EXTRACTOR, AND ¾" CW AND ¾" HW TO THERMOSTATIC MIXING VALVE. 1" TEPID WATER TO DECON SHOWER.
7. ½" CW DOWN TO ELECTRIC WATER COOLER. 2" VENT UP, 2" WASTE DOWN, INCREASE TO 3" BELOW FLOOR LEVEL.
8. ¾" CW DOWN WALL TO NON-FREEZE WALL HYDRANT.
9. 1" CW AND 1" HW DOWN TO WATER HEATER.
10. ¾" CW AND ¾" HW DOWN TO WATER HEATER.
11. REFER TO WATER SERVICE DETAIL ON SHEET P-2.
12. 2" V ENT FROM UNDERGROUND.
13. 3" VENT THROUGH ROOF.
14. ½" HW AND ½" CW DOWN IN WALL. DISTRIBUTE TO WASHING MACHINE, PROVIDE WATER HAMMER ARRESTORS ON SUPPLY PIPING.
15. 2" LAUNDRY STANDPIPE AT WASHING MACHINE, 2" VENT UP. INCREASE TO 3" WASTE BELOW FLOOR LEVEL. REFER TO PIPING DETAIL ON SHEET P-2.
16. 4" CW UP TO FIRE HYDRANT FOR TRUCK FILLING.
17. ½" CW DOWN TO WALL BOX FOR REFRIGERATOR ICE MAKER. REFER TO DETAIL ON SHEET P-2.

TRUE NORTH

PROJECT NORTH

HOT WATER, COLD WATER, AIR & VENTING PLUMBING PLAN

1/8" = 1'-0"

FOR BIDS ONLY

NOT FOR CONSTRUCTION

5844 RED ARROW HIGHWAY
STEVENSVILLE, MICHIGAN 49127
Phone: (269) 429-7000
Fax: (269) 429-7888
Email: info@brooksarch.com

© BROOKS ARCHITECTURAL INC. 2020

BROOKS ARCHITECTURAL

HOT WATER, COLD WATER, AIR & VENTING

Construction Drawings For:

NEW BUFFALO TWP. PUBLIC SAFETY BUILDING

18959 Highway US 12, New Buffalo, Michigan 49117

DRAWN BY: BH

APPROVED BY: DW

REVISIONS

1 ADDENDUM #1 8/27/20

PROJECT: 19-054

DATE: 08/10/2020

SHEET

P-1

OF 46

8/27/2020 2:42:56 PM

P:\Brent\19054 New Buffalo Fire & Police Station\19054 New Buffalo Fire & Police Station - CD for bids 8.10.20 & 8.27.20 addendum-1.rvt